

DATE: May 15, 2003

TO: J. Bernard Machen
 FROM: Raymond F. Gesteland
 SUBJECT: 5-Part Monthly Activity Report

Part I of V--RESEARCH ACTIVITY SUMMARY

	April 2003		April 2002		FISCAL YEAR TO DATE (7/02-4/03)		FISCAL YEAR TO DATE (7/01-4/02)	
	No.	Total Amt.	No.	Total Amt.	No.	Total Amt.	No.	Total Amt.
PROPOSALS*	101	\$ 41,063,564	95	\$ 37,486,550	1,330	\$ 765,499,206	1,306	\$ 643,902,518
AWARDS								
Research	99	\$16,940,820	143	\$15,644,870	1,272	\$177,196,346	1,341	\$169,960,555
Other	28	1,963,817	31	1,433,506	352	25,935,251	282	19,789,592
Instruction	12	3,306,652	9	1,239,566	98	11,139,578	132	10,539,113
Clinical	8	325,631	10	1,228,236	109	9,532,902	152	12,679,597
SUBTOTALS	147	22,536,920	193	19,546,178	1,831	223,804,077	1,907	212,968,857
Fellowships & Financial Aids		91,691		378,314		14,470,078		14,359,590
ALL AWARD TOTALS		\$ 22,628,611		\$ 19,924,492		\$ 238,274,155		\$ 227,328,447

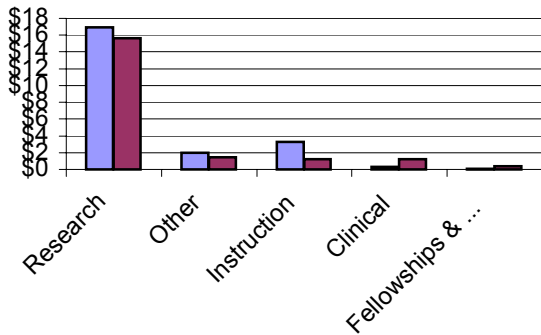
cc: Coralie Alder
 A. Lorris Betz
 Vincent Bogdanski
 Paul Brinkman
 Jayne Carney
 Arnold B. Combe
 Fred C. Esplin
 Cecelia H. Foxley
 John G. Francis
 Raymond F. Gesteland
 Peter L. Goss
 W. Ralph Hardy
 Jerry Kaplan
 Nancy Lyon
 J. Michael Mattsson
 Barbara K. Nielsen
 David W. Pershing
 Ronald J. Pugmire
 Lee Siegel
 Amy Sikalis
 Laura Snow
 Kimberly Wirthlin

Raymond F. Gesteland
 Vice-President for Research

Part I of V Summary of University Research Activity April 2003

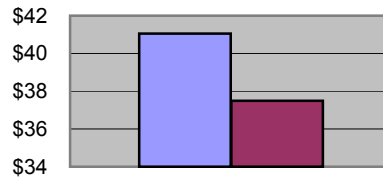
April 2003 vs. April 2002

Awards, In Millions



■ Awards This Month
■ Awards, Same Month Last Year

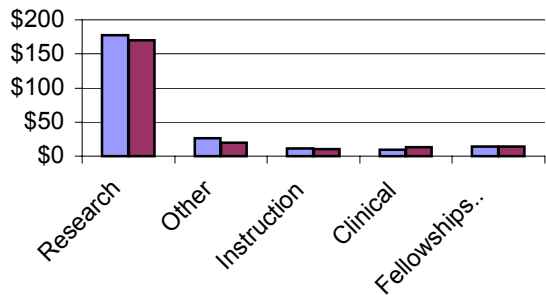
Proposals, In Millions



■ All Proposals, This Month
■ All Proposals, Same Month Last Year

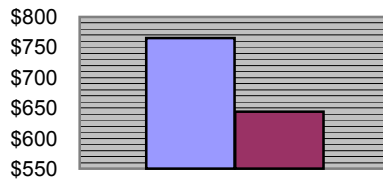
FYTD April 2003 vs. FYTD April 2002

Awards, In Millions



■ Awards, This Fiscal Year To Date
■ Awards, Same Month Last Fiscal Year To Date

Proposals, In Millions



■ All Proposals, This Fiscal Year To Date
■ All Proposals, Last Fiscal Year To Date

VICE-PRESIDENT FOR RESEARCH
April 2003
Part II of V--PROPOSALS AND AWARDS OVER \$2 MILLION

DATE: May 15, 2003

PROPOSALS

	<i>Department</i>	<i>Sponsor Name</i>	<i>Proposal Title</i>	<i>Start Date</i>	<i>End Date</i>	<i>Total Amount</i>
Voth, Gregory A	Chemistry	DoE/Office of Science	Multi-State Simulation of Nanostructures In Soft Matter.	9/1/2003	8/31/2008	\$4,627,759
Symko, Orest G	Physics	DoD/DARPA	Thermoacoustic Direct Thermal to Electric Conversion.	7/1/2003	6/30/2006	\$3,815,451
Weiss, Jeffrey A	Bioengineering	HHS/National Institutes of Health	Localization of Left Ventricular Dysfunction Using Hyperelastic Warping.	10/1/2003	9/30/2008	\$3,238,465

AWARDS

	<i>Department</i>	<i>Sponsor Name</i>	<i>Title</i>	<i>Start Date</i>	<i>End Date</i>	<i>Total Amount</i>
Pershing, David W	Chemical & Fuels Engineering	Lawrence Livermore National Laboratory	Center for Simulation of Accidental Fires and Explosions (C-SAFE).	12/16/2002	9/30/2007	\$3,000,126

VICE-PRESIDENT FOR RESEARCH
April 2003
Part III of V--AWARDS BY SPONSOR

DATE: May 15, 2003

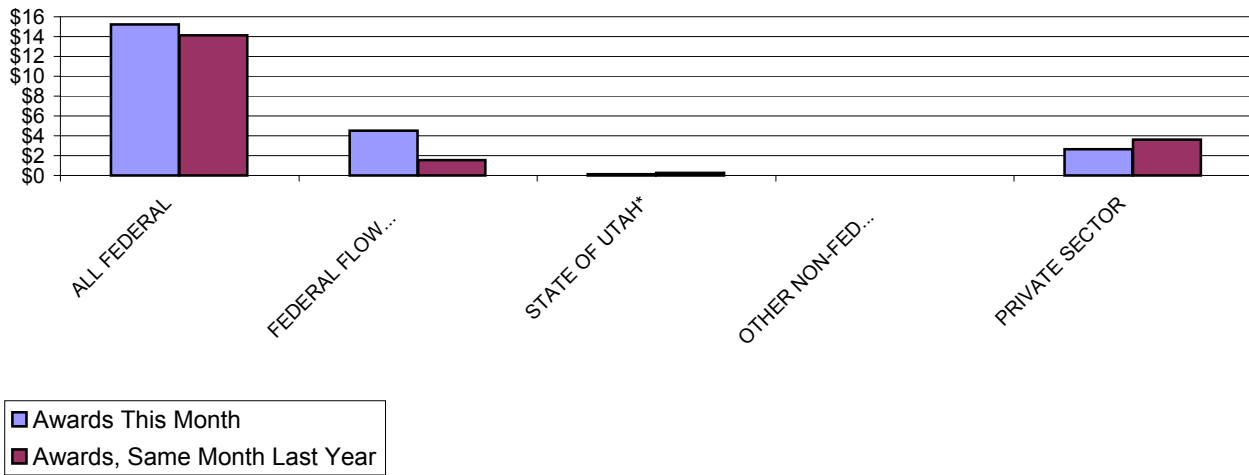
	April 2003		April 2002		FISCAL YEAR TO DATE (7/02-4/03)		FISCAL YEAR TO DATE (7/02-4/03)	
	<u>No.</u>	<u>Total Amt.</u>	<u>No.</u>	<u>Total Amt.</u>	<u>No.</u>	<u>Total Amt.</u>	<u>No.</u>	<u>Total Amt.</u>
ALL FEDERAL	88	\$ 15,205,740	99	\$ 14,140,230	846	\$ 151,706,115	822	\$ 143,179,794
<i>Misc. Federal Agencies</i>	1	74,834	0	-	6	759,126	12	1,514,898
Nat'l Aeronaut/Space Adm	2	477,672	6	196,302	22	1,698,081	25	1,424,270
Nat'l Endowmt/Humanities			0	-	1	107,331	2	29,993
Nat'l Science Foundation	13	1,225,637	11	423,589	122	18,458,242	120	13,613,129
US Dept of Agriculture			0	-	1	134,510	3	363,530
US Dept of Commerce	2	55,730	1	14,993	9	304,196	5	221,312
US Dept of Defense	4	337,345	7	906,729	44	4,251,339	45	4,763,521
US Dept of Education			0	-	11	2,127,121	15	2,375,670
US Dept of Energy	15	3,105,926	3	344,862	75	9,826,536	70	11,082,330
US Dept of the Interior	2	64,921	2	20,000	29	1,446,189	20	1,084,526
US Dept of Transportation	1	89,921	0	-	2	114,921	5	216,348
US Environmental Prot Agcy			0	-	2	100,000	1	5,000
US Health & Human Servs	48	9,773,754	69	12,233,755	522	112,378,523	499	106,485,267
US Veterans Admin			0	-	0	-		
FEDERAL FLOW-DOWN	21	4,489,931	40	1,527,559	299	18,945,136	301	14,514,129
STATE OF UTAH*	7	124,784	8	246,514	108	6,851,749	133	6,856,797
OTHER NON-FED GOVT.	5	46,387	1	39,750	12	222,536	12	251,912
PRIVATE SECTOR	26	2,670,078	45	3,592,125	566	46,078,541	639	48,166,225
Commercial Sponsors	16	810,272	31	2,306,968	334	20,598,171	363	21,840,657
Not-For-Profit Sponsors	10	1,859,806	14	1,285,157	232	25,480,370	276	26,325,568
GRAND TOTALS	147	\$ 22,536,920	193	\$ 19,546,178	1,831	\$ 223,804,077	1,907	\$ 212,968,857

* State of Utah direct and prime flow-down sponsorship

Part III of V Summary of Awards by Sponsor April 2003

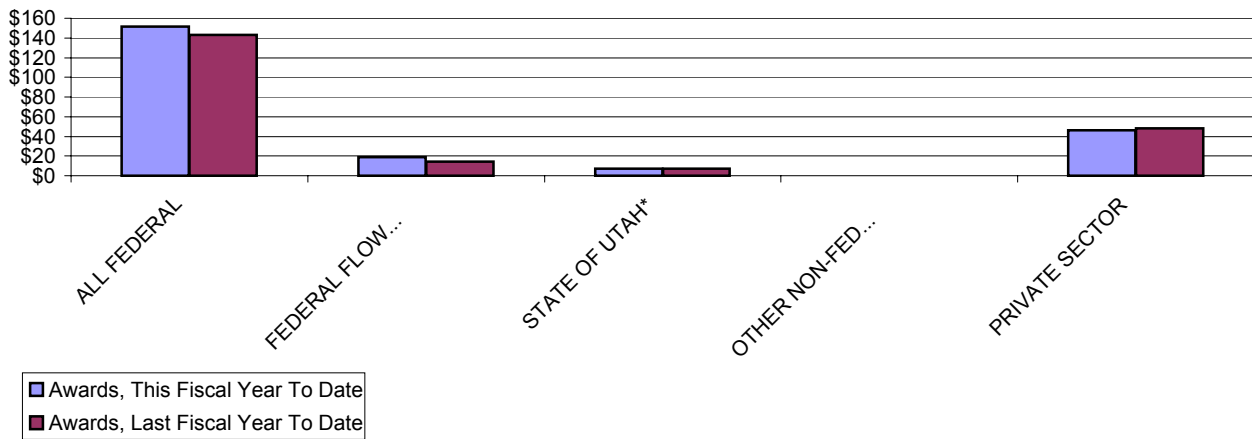
April 2003 vs. April 2002

Awards, In Millions



FYTD April 2003 vs. FYTD April 2002

Awards, In Millions



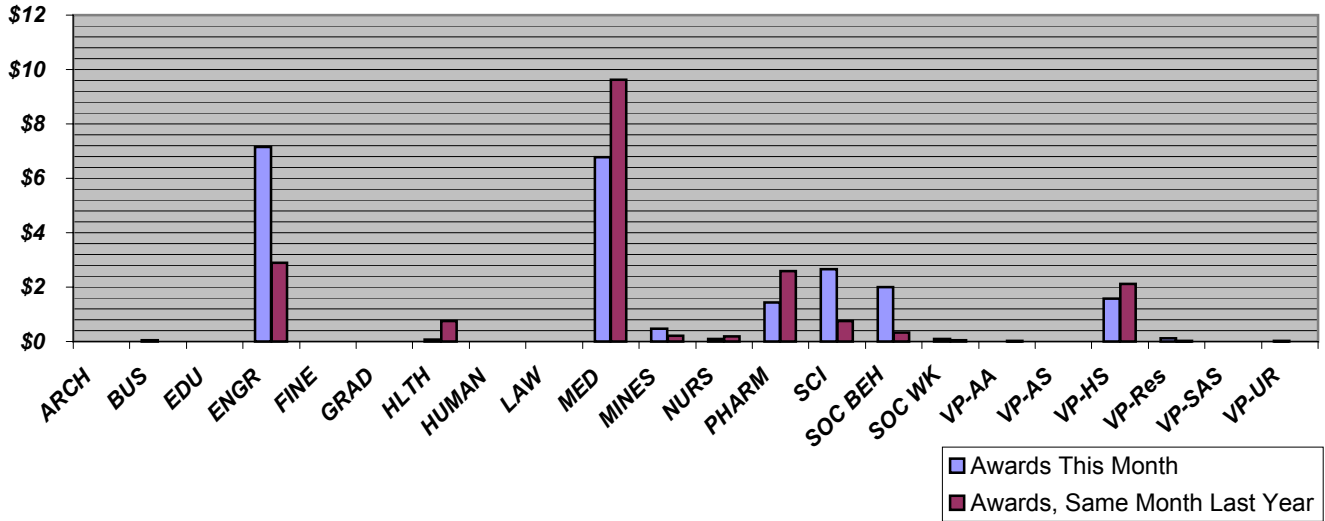
VICE-PRESIDENT FOR RESEARCH
April 2003
Part IV of V--AWARDS BY COLLEGE

DATE: May 15, 2003

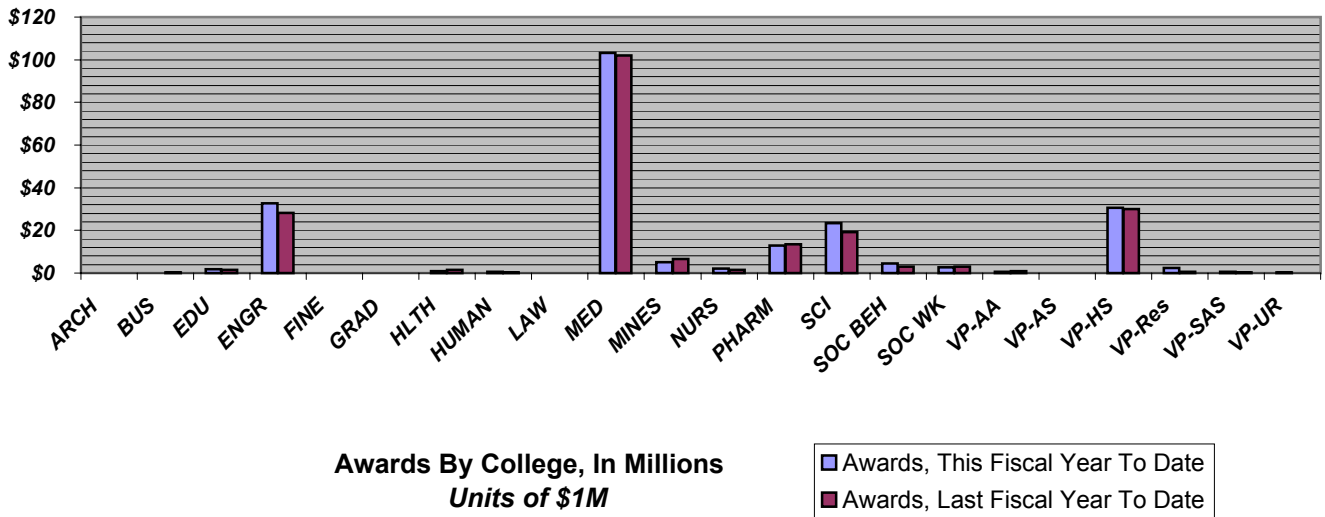
	April 2003		April 2002		FISCAL YEAR TO DATE (7/02-4/03)		FISCAL YEAR TO DATE (7/02-4/03)	
	<u>No.</u>	<u>Total Amt.</u>	<u>No.</u>	<u>Total Amt.</u>	<u>No.</u>	<u>Total Amt.</u>	<u>No.</u>	<u>Total Amt.</u>
ARCHITECTURE	0	-	1	4,591	3	54,008	4	78,658
BUSINESS	1	46,000	0	-	5	81,827	1	374,000
EDUCATION	0	-	0	-	11	1,708,007	10	1,481,910
ENGINEERING	29	7,152,623	43	2,888,378	295	32,642,641	340	28,207,942
FINE ARTS	0	-	0	-	4	56,000	2	22,000
GRADUATE SCHOOL	0	-	0	-	1	37,270	1	17,940
HEALTH	1	74,834	5	757,368	23	886,574	28	1,611,850
HUMANITIES	0	-	0	-	7	505,631	4	212,352
LAW	0	-	0	-	0	-	4	4,000
MEDICINE	59	6,787,026	80	9,620,441	773	103,211,318	791	102,145,353
MINES & EARTH SCIENCES	9	475,974	7	218,924	112	5,010,765	101	6,649,492
NURSING	1	95,773	2	183,872	12	2,107,071	18	1,366,686
PHARMACY	5	1,435,805	12	2,579,554	92	12,859,152	96	13,502,208
SCIENCE	21	2,659,836	15	756,112	202	23,271,337	186	19,131,802
SOCIAL & BEHAVIORAL SCIENCES	3	2,001,620	2	329,437	43	4,441,849	46	2,942,953
SOCIAL WORK	2	90,278	1	39,750	28	2,615,691	41	3,009,863
VP/ACADEMIC AFFAIRS	0	-	1	20,000	12	460,277	18	1,034,875
VP/ADMINISTRATIVE SERVICES	0	-	0	-	0	-	1	37,500
VP/HEALTH SCIENCES	13	1,577,771	23	2,113,285	170	30,493,510	186	29,926,464
VP/RESEARCH	2	119,380	1	34,466	20	2,416,422	14	685,182
VP/STUDENT AFFAIRS & SERVICES	0	-	0	-	8	615,116	8	426,827
VP/UNIVERSITY RELATIONS	1	20,000	0	-	10	329,611	7	99,000
GRAND TOTALS	147	\$22,536,920	193	\$19,546,178	1,831	\$223,804,077	1,907	\$212,968,857

Part IV of V
Summary of Awards by College
April 2003

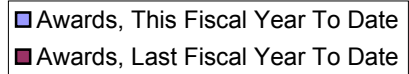
April 2003 vs. April 2002



FYTD April 2003 vs. FYTD April 2002



Awards By College, In Millions
Units of \$1M



VICE-PRESIDENT FOR RESEARCH
April 2003
Part V of V--GENERAL COLLEGE ACTIVITY

DATE: May 15, 2003

		April 2003		April 2002		FISCAL YEAR TO DATE (7/02-4/03)		FISCAL YEAR TO DATE (7/02-4/03)	
		No.	<u>Total Amt.</u>	No.	<u>Total Amt.</u>	No.	<u>Total Amt.</u>	No.	<u>Total Amt.</u>
ARCHITECTURE									
Proposals		0	-	2	18,742	1	2,500	4	28,299
Awards	Research	0	-	1	4,591	2	52,638	2	69,101
	Other	0	-	0	-	1	1,370	2	9,557
	Instruction	0	-	0	-	0	-	0	-
	Clinical	0	-	0	-	0	-	0	-
	Totals	0	-	1	4,591	3	54,008	4	78,658
BUSINESS									
Proposals		1	46,000	0	-	18	5,680,921	5	567,271
Awards	Research			0	-	2	12,000	1	374,000
	Other	1	46,000	0	-	3	69,827	0	-
	Instruction			0	-	0	-	0	0
	Clinical			0	-	0	-	0	-
	Totals	1	46,000	0	-	5	81,827	1	374,000
EDUCATION									
Proposals		1	9,988	0	-	18	7,010,169	11	3,317,145
Awards	Research	0	-	0	-	5	350,250	3	429,151
	Other	0	-	0	-	3	740,559	3	266,920
	Instruction	0	-	0	-	3	617,198	4	785,839
	Clinical	0	-	0	-	0	-	0	-
	Totals	0	0	0	-	11	1,708,007	10	1,481,910
ENGINEERING									
Proposals		25	10,085,629	23	10,376,883	247	155,679,293	235	89,269,334
Awards	Research	24	6,891,010	38	2,921,137	261	31,332,839	305	27,497,705
	Other	4	249,113	5	(32,759)	23	610,560	28	703,237
	Instruction	1	12,500	0	-	11	699,242	7	7,000
	Clinical	0	-	0	-	0	-	0	-
	Totals	29	7,152,623	43	2,888,378	295	32,642,641	340	28,207,942
FINE ARTS									
Proposals		1	20,500	0	-	4	242,543	2	92,418
Awards	Research	0	-	0	-	0	-	0	-
	Other	0	-	0	-	2	32,500	1	-
	Instruction	0	-	0	-	2	23,500	1	22,000
	Clinical	0	-	0	-	0	-	0	-
	Totals	0	-	0	-	4	56,000	2	22,000

		April 2003		April 2002		FISCAL YEAR TO DATE (7/02-4/03)		FISCAL YEAR TO DATE (7/02-4/03)	
		<u>No.</u>	<u>Total Amt.</u>	<u>No.</u>	<u>Total Amt.</u>	<u>No.</u>	<u>Total Amt.</u>	<u>No.</u>	<u>Total Amt.</u>
GRADUATE SCHOOL									
Proposals		0	-	0	-	2	122,475	1	1,406,524
Awards	Research	0	-	0	-	0	-	0	-
	Other	0	-	0	-	1	37,270	0	-
	Instruction	0	-	0	-	0	-	1	17,940
	Clinical	0	-	0	-	0	-	0	-
	Totals	0	-	0	-	1	37,270	1	17,940
HEALTH									
Proposals		1	1,732,136	5	4,751,358	22	8,872,805	27	8,583,749
Awards	Research	0	-	3	736,161	9	209,908	14	1,102,530
	Other	1	74,834	2	21,207	12	595,219	12	417,191
	Instruction	0	-	0	-	2	81,447	2	92,129
	Clinical	0	-	0	-	0	-	0	-
	Totals	1	74,834	5	757,368	23	886,574	28	1,611,850
HUMANITIES									
Proposals		1	29,591	3	512,159	15	2,398,069	18	1,734,032
Awards	Research	0	-	0	-	3	245,350	2	206,352
	Other	0	-	0	-	3	117,281	1	2,000
	Instruction	0	-	0	-	1	143,000	1	4,000
	Clinical	0	-	0	-	0	-	0	-
	Totals	0	-	0	-	7	505,631	4	212,352
LAW									
Proposals		0	-	0	-	0	-	4	175,382
Awards	Research	0	-	0	-	0	-	3	-
	Other	0	-	0	-	0	-	1	4,000
	Instruction	0	-	0	-	0	-	0	-
	Clinical	0	-	0	-	0	-	0	-
	Totals	0	-	0	-	0	-	4	4,000
MEDICINE									
Proposals		32	8,477,880	27	7,610,648	479	280,728,569	461	278,352,858
Awards	Research	36	4,303,131	53	6,746,375	486	78,395,457	485	74,923,015
	Other	10	962,408	12	1,117,073	136	10,816,905	88	10,078,031
	Instruction	6	1,227,856	5	528,757	54	5,563,712	86	5,348,801
	Clinical	7	293,631	10	1,228,236	97	8,435,244	132	11,795,506
	Totals	59	6,787,026	80	9,620,441	773	103,211,318	791	102,145,353
MINES & EARTH SCIENCES									
Proposals		4	2,347,008	8	4,241,584	101	24,870,558	89	20,549,429
Awards	Research	5	310,582	4	209,816	78	3,376,248	76	5,467,735
	Other	4	165,392	3	9,108	34	1,634,517	24	1,159,757
	Instruction	0	-	0	-	0	-	1	22,000
	Clinical	0	-	0	-	0	-	0	-
	Totals	9	475,974	7	218,924	112	5,010,765	101	6,649,492

	April 2003		April 2002		FISCAL YEAR TO DATE (7/02-4/03)		FISCAL YEAR TO DATE (7/02-4/03)	
	<u>No.</u>	<u>Total Amt.</u>	<u>No.</u>	<u>Total Amt.</u>	<u>No.</u>	<u>Total Amt.</u>	<u>No.</u>	<u>Total Amt.</u>
NURSING								
<i>Proposals</i>	0	-	0	-	17	12,627,759	18	8,267,576

<i>Awards</i>	Research	0	-	1	100,000	10	1,577,938	15	1,067,012
	Other	0	-	0	-	1	433,360	0	-
	Instruction	1	95,773	1	83,872	1	95,773	3	299,674
	Clinical	0	-	0	-	0	-	0	-
	<i>Totals</i>	1	95,773	2	183,872	12	2,107,071	18	1,366,686

PHARMACY

<i>Proposals</i>	7	1,713,144	6	1,190,663	76	45,325,067	84	34,351,864
------------------	---	-----------	---	-----------	----	------------	----	------------

<i>Awards</i>	Research	4	1,387,088	11	2,317,054	63	11,038,085	67	11,685,513
	Other	1	48,717	0	-	17	1,237,624	19	1,349,533
	Instruction	0	-	1	262,500	9	487,037	3	279,247
	Clinical	0	0	0	-	3	96,406	7	187,915
	<i>Totals</i>	5	1,435,805	12	2,579,554	92	12,859,152	96	13,502,208

SCIENCE

<i>Proposals</i>	11	10,880,351	6	3,219,834	165	114,502,617	168	113,668,658
------------------	----	------------	---	-----------	-----	-------------	-----	-------------

<i>Awards</i>	Research	20	2,559,836	13	677,850	191	22,071,163	169	16,854,632
	Other	1	100,000	2	78,262	8	413,965	9	522,918
	Instruction	0	-	0	-	3	786,209	8	1,754,252
	Clinical	0	-	0	-	0	-	0	-
	<i>Totals</i>	21	2,659,836	15	756,112	202	23,271,337	186	19,131,802

SOCIAL & BEHAVIORAL SCIENCES

<i>Proposals</i>	4	668,454	1	21,710	37	16,604,691	47	12,791,368
------------------	---	---------	---	--------	----	------------	----	------------

<i>Awards</i>	Research	2	486,918	1	6,000	28	2,614,535	31	2,004,443
	Other	0	-	0	-	13	258,545	11	117,845
	Instruction	1	1,514,702	1	323,437	2	1,568,769	4	820,665
	Clinical	0	-	0	-	0	-	0	-
	<i>Totals</i>	3	2,001,620	2	329,437	43	4,441,849	46	2,942,953

SOCIAL WORK

<i>Proposals</i>	3	942,188	2	65,200	20	3,796,397	18	6,897,501
------------------	---	---------	---	--------	----	-----------	----	-----------

<i>Awards</i>	Research	0	0	0	-	5	249,962	4	170,658
	Other	2	90,278	1	39,750	23	2,365,729	35	2,689,836
	Instruction	0	-	0	-	0	-	2	149,369
	Clinical	0	-	0	-	0	-	0	-
	<i>Totals</i>	2	90,278	1	39,750	28	2,615,691	41	3,009,863

VP FOR ACADEMIC AFFAIRS*

<i>Proposals</i>	2	819,815	3	786,868	15	2,596,763	17	6,295,618
------------------	---	---------	---	---------	----	-----------	----	-----------

<i>Awards</i>	Research	0	-	0	-	3	189,183	3	38,657
	Other	0	-	1	20,000	9	271,094	15	996,218
	Instruction	0	-	0	-	0	-	0	-
	Clinical	0	-	0	-	0	-	0	-
	<i>Totals</i>	0	-	1	20,000	12	460,277	18	1,034,875

		April 2003		April 2002		FISCAL YEAR TO DATE (7/02-4/03)		FISCAL YEAR TO DATE (7/02-4/03)	
		<u>No.</u>	<u>Total Amt.</u>	<u>No.</u>	<u>Total Amt.</u>	<u>No.</u>	<u>Total Amt.</u>	<u>No.</u>	<u>Total Amt.</u>
VP FOR ADMINISTRATIVE SERVICES*									
Proposals		0	-	0	-	0	-	1	37,500
Awards	Research	0	-	0	-	0	-	0	-
	Other	0	-	0	-	0	-	1	37,500
	Instruction	0	-	0	-	0	-	0	-
	Clinical	0	-	0	-	0	-	0	-
	Totals	0	-	0	-	0	-	1	37,500
VP FOR HEALTH SCIENCES*									
Proposals		6	3,150,277	9	4,690,901	73	72,474,470	72	50,273,763
Awards	Research	7	982,255	18	1,925,886	119	23,694,113	154	27,860,690
	Other	2	107,695	4	146,399	35	5,223,819	16	767,083
	Instruction	3	455,821	1	41,000	7	574,326	3	602,515
	Clinical	1	32,000	0	-	9	1,001,252	13	696,176
	Totals	13	1,577,771	23	2,113,285	170	30,493,510	186	29,926,464
VP FOR RESEARCH*									
Proposals		1	112,336	0	-	8	8,392,300	10	6,285,766
Awards	Research	0	-	0	-	2	1,621,083	4	109,110
	Other	2	119,380	1	34,466	18	795,339	10	576,072
	Instruction	0	-	0	-	0	-	0	-
	Clinical	0	-	0	-	0	-	0	-
	Totals	2	119,380	1	34,466	20	2,416,422	14	685,182
VP FOR STUDENT AFFAIRS & SERVICES*									
Proposals		0	-	0	-	2	2,541,225	1	25,500
Awards	Research	0	-	0	-	1	75,251	1	75,251
	Other	0	-	0	-	4	40,500	2	22,894
	Instruction	0	-	0	-	3	499,365	5	328,682
	Clinical	0	-	0	-	0	-	0	-
	Totals	0	-	0	-	8	615,116	8	426,827
VP FOR UNIVERSITY RELATIONS*									
Proposals		1	28,267	0	-	10	1,030,015	13	930,963
Awards	Research	1	20,000	0	-	4	90,343	2	25,000
	Other	0	-	0	-	6	239,268	4	69,000
	Instruction	0	-	0	-	0	-	1	5,000
	Clinical	0	-	0	-	0	-	0	-
	Totals	1	20,000	0	-	10	329,611	7	99,000
Totals, Proposals		101	41,063,564	95	37,486,550	1,330	765,499,206	1,306	643,902,518
Totals, AWARDS		147	\$22,536,920	193	\$19,546,178	1,831	\$223,804,077	1,907	\$212,968,857

* Amounts for Vice-Presidents' Offices may reflect activity by Institutes, Centers & other discrete organizational entities that report directly to their cognizant Vice Presidents, rather than to a College or Graduate School.