

DATE: May 20, 2002

TO: J. Bernard Machen  
 FROM: Raymond F. Gesteland

SUBJECT: 5-Part Monthly Activity Report

---

**Part I of IV--RESEARCH ACTIVITY SUMMARY**

|   | April<br>2002 |                      | April<br>2001 |                      | FISCAL<br>YEAR TO DATE<br>(7/01-4/02) |                       | FISCAL<br>YEAR TO DATE<br>(7/00-4/01) |                       |
|---|---------------|----------------------|---------------|----------------------|---------------------------------------|-----------------------|---------------------------------------|-----------------------|
|   | <u>No.</u>    | <u>Total Amt.</u>    | <u>No.</u>    | <u>Total Amt.</u>    | <u>No.</u>                            | <u>Total Amt.</u>     | <u>No.</u>                            | <u>Total Amt.</u>     |
| <b>PROPOSALS*</b>                               | 95            | \$ 37,486,550        | 96            | \$ 37,434,800        | 1,306                                 | \$ 643,902,518        | 1,213                                 | \$ 639,839,063        |
| <b>AWARDS</b>                                   |               |                      |               |                      |                                       |                       |                                       |                       |
| Research  | 148           | \$16,139,527         | 118           | \$8,921,504          | 1,349                                 | \$170,870,535         | 1,357                                 | \$154,105,691         |
| Other   | 28            | 1,557,437            | 23            | 842,463              | 274                                   | 19,689,820            | 273                                   | 12,081,037            |
| Instruction                                     | 7             | 620,978              | 11            | 1,265,712            | 129                                   | 9,554,905             | 102                                   | 8,158,877             |
| Clinical  | 10            | 1,228,236            | 22            | 1,739,007            | 155                                   | 12,853,597            | 180                                   | 11,497,773            |
| <b>SUBTOTALS</b>                                | <b>193</b>    | <b>19,546,178</b>    | <b>174</b>    | <b>12,768,686</b>    | <b>1,907</b>                          | <b>212,968,857</b>    | <b>1,912</b>                          | <b>185,843,378</b>    |
| <b>Fellowships &amp;<br/>    Financial Aids</b> |               | 378,314              |               | 458,848              |                                       | 14,359,590            |                                       | 11,401,187            |
| <b>ALL AWARD TOTALS</b>                         |               | <b>\$ 19,924,492</b> |               | <b>\$ 13,227,534</b> |                                       | <b>\$ 227,328,447</b> |                                       | <b>\$ 197,244,565</b> |

cc: Coralie Alder  
 A. Lorris Betz  
 Paul Brinkman  
 Lynne U. Chronister  
 Arnold B. Combe  
 Fred C. Esplin  
 Cecelia H. Foxley  
 John G. Francis  
 Raymond F. Gesteland  
 Peter L. Goss  
 W. Ralph Hardy  
 Jerry Kaplan  
 Nancy Lyon  
 J. Michael Mattsson  
 Barbara K. Nielsen  
 David W. Pershing  
 Ronald J. Pugmire  
 Lee Siegel  
 Laura Snow

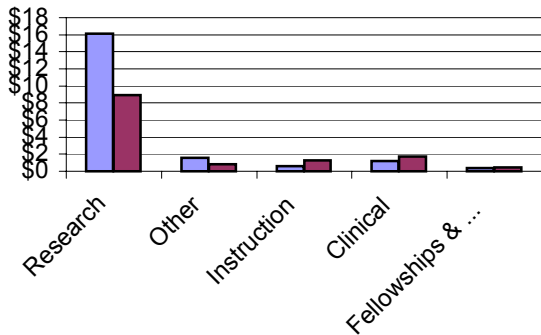
---

Raymond F. Gesteland  
 Vice-President for Research

# Part I of V Summary of University Research Activity April 2002

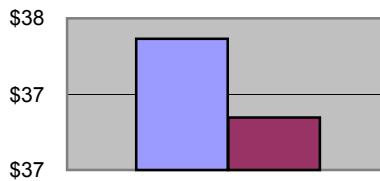
## April 2002 vs. April 2001

**Awards, In Millions**



■ Awards This Month  
■ Awards, Same Month Last Year

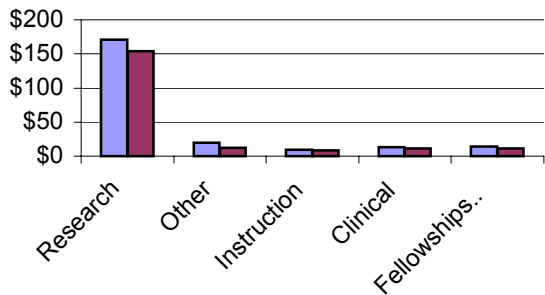
**Proposals, In Millions**



■ All Proposals, This Month  
■ All Proposals, Same Month Last Year

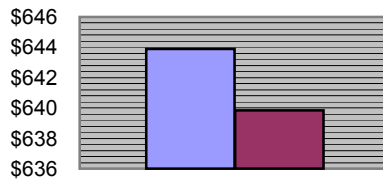
## FYTD April 2002 vs. FYTD April 2001

**Awards, In Millions**



■ Awards, This Fiscal Year To Date  
■ Awards, Same Month Last Fiscal Year To Date

**Proposals, In Millions**



■ All Proposals, This Fiscal Year To Date  
■ All Proposals, Last Fiscal Year To Date

**VICE-PRESIDENT FOR RESEARCH**  
*April 2002*  
**Part II of V--PROPOSALS AND AWARDS OVER \$2 MILLION**

DATE: May 20, 2002

**PROPOSALS**

|                             | <i>Department</i>         | <i>Sponsor Name</i>                               | <i>Proposal Title</i>  | <i>Start Date</i> | <i>End Date</i> | <i>Total Amount</i> |
|-----------------------------|---------------------------|---|--|-------------------|-----------------|---------------------|
| <b>Engineering</b>          |                           |   |  |                   |                 |                     |
| Andrade,Joseph D            | Bioengineering            | PHS/Public Health Service                         | EBN 02002. Renalchip:Multi-Analyte Device For Renal Management.  | 9/30/02           | 9/28/07         | \$2,344,535         |
| <b>Health</b>               |                           |   |  |                   |                 |                     |
| Kumpfer,Karol L             | Health Education          | PHS/Public Health Service   Natl Inst Drug Abuse  | DA-02-004. NIDA Multi-Site Strengthening Of Familes Program.   | 10/1/02           | 9/30/07         | \$4,561,134         |
| <b>Mines-Earth Sciences</b> |                           |   |  |                   |                 |                     |
| Fang,Z Zak                  | Metallurgical Engineering | DOE/US Dept Of Energy/Morgan town Energy Tech     | DEPS2602NT414. Impact Resistant Polycrystalline Diamond Compact (PDC) For Drag Bits With Functionally Designed Microstructure.                     | 11/1/02           | 10/31/06        | \$2,297,935         |
| <b>Science</b>              |                           |   |  |                   |                 |                     |
| Pugmire,Ronald J            | Chemistry                 | DOE/US Dept Of Energy                             | DEP503015F23349. Cen. High Energy Materials(Chem Cen).Chemical Probes Of Bonding,Surface Molecules & Thermal Decomposition Of Energetic Materials. | 9/1/02            | 8/31/05         | \$2,492,331         |
| <b>VP/Health Science</b>    |                           |   |  |                   |                 |                     |
| Prescott,Stephen M          | Huntsman Cancer Institute | PHS/Public Health Service/HRSA Bur Prim Hlth Care | Cancer Treatment Equipment Grant.  | 7/1/02            | 6/30/05         | \$2,953,462         |

**AWARDS**

| <i>Department</i> | <i>Sponsor Name</i> | <i>Proposal Title</i> | <i>Start Date</i> | <i>End Date</i> | <i>Total Amount</i> |
|-------------------|---------------------|-----------------------|-------------------|-----------------|---------------------|
|-------------------|---------------------|-----------------------|-------------------|-----------------|---------------------|

There were no awards for over 2 million for April, 2002.

**VICE-PRESIDENT FOR RESEARCH**  
*April 2002*  
**Part III of IV--AWARDS BY SPONSOR**

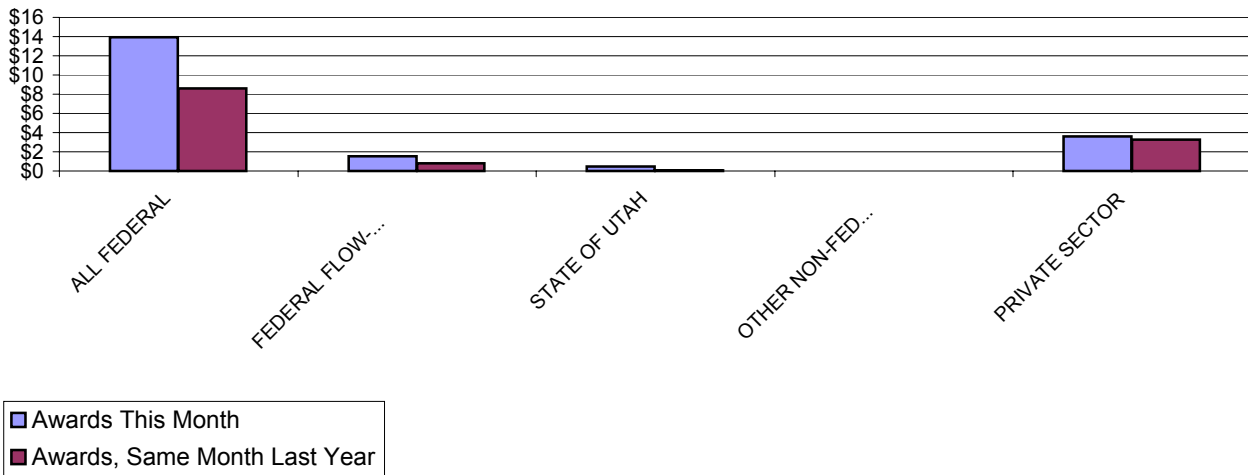
DATE: May 20, 2002

|                               | April<br>2002 |                      | April<br>2001 |                      | FISCAL<br>YEAR TO DATE<br>(7/01-4/02) |                       | FISCAL<br>YEAR TO DATE<br>(7/00-4/01) |                       |
|-------------------------------|---------------|----------------------|---------------|----------------------|---------------------------------------|-----------------------|---------------------------------------|-----------------------|
|                               | <u>No.</u>    | <u>Total Amt.</u>    | <u>No.</u>    | <u>Total Amt.</u>    | <u>No.</u>                            | <u>Total Amt.</u>     | <u>No.</u>                            | <u>Total Amt.</u>     |
| <b>ALL FEDERAL</b>            | <b>98</b>     | <b>\$ 13,946,918</b> | <b>77</b>     | <b>\$ 8,584,046</b>  | <b>824</b>                            | <b>\$ 143,525,803</b> | <b>820</b>                            | <b>\$ 119,426,155</b> |
| <i>Misc. Federal Agencies</i> | 0             | -                    | 2             | 70,000               | 11                                    | 1,514,898             | 10                                    | 792,826               |
| Nat'l Aeronaut/Space Adm      | 6             | 196,302              | 1             | 40,755               | 25                                    | 1,424,270             | 28                                    | 1,861,164             |
| Nat'l Endowmt/Humanitie:      | 0             | -                    | 0             | -                    | 3                                     | 29,993                | 2                                     | 20,000                |
| Nat'l Science Foundation      | 11            | 423,589              | 8             | 912,373              | 120                                   | 13,613,129            | 116                                   | 13,109,107            |
| US Dept of Agriculture        | 0             | -                    | 2             | 25,000               | 3                                     | 363,530               | 6                                     | 71,380                |
| US Dept of Commerce           | 1             | 14,993               | 2             | 588,700              | 5                                     | 221,312               | 8                                     | 1,352,461             |
| US Dept of Defense            | 7             | 906,729              | 6             | 642,090              | 45                                    | 4,763,521             | 57                                    | 8,207,775             |
| US Dept of Education          | 0             | -                    | 1             | 33,709               | 15                                    | 2,375,670             | 9                                     | 1,139,688             |
| US Dept of Energy             | 3             | 344,862              | 4             | 220,706              | 69                                    | 11,802,630            | 82                                    | 11,086,068            |
| US Dept of the Interior       | 2             | 20,000               | 3             | 313,679              | 20                                    | 1,084,526             | 22                                    | 1,038,865             |
| US Dept of Transportation     | 0             | -                    | 0             | -                    | 5                                     | 216,348               | 3                                     | 202,890               |
| US Environmental Prot Agc     | 0             | -                    | 0             | -                    | 1                                     | 5,000                 | 5                                     | 258,991               |
| US Health & Human Servs       | 68            | 12,040,443           | 48            | 5,737,034            | 502                                   | 106,110,976           | 472                                   | 80,284,940            |
| US Veterans Admin             | 0             | -                    | 0             | -                    | 0                                     | -                     | 0                                     | -                     |
| <b>FEDERAL FLOW-DOWN</b>      | <b>40</b>     | <b>1,515,864</b>     | <b>24</b>     | <b>819,363</b>       | <b>294</b>                            | <b>13,829,174</b>     | <b>252</b>                            | <b>12,963,030</b>     |
| <b>STATE OF UTAH</b>          | <b>10</b>     | <b>491,271</b>       | <b>6</b>      | <b>98,119</b>        | <b>138</b>                            | <b>7,155,169</b>      | <b>101</b>                            | <b>4,167,038</b>      |
| <b>OTHER NON-FED GOVT.</b>    | <b>0</b>      | <b>-</b>             | <b>2</b>      | <b>7,965</b>         | <b>9</b>                              | <b>187,047</b>        | <b>12</b>                             | <b>613,716</b>        |
| <b>PRIVATE SECTOR</b>         | <b>45</b>     | <b>3,592,125</b>     | <b>65</b>     | <b>3,259,193</b>     | <b>642</b>                            | <b>48,271,664</b>     | <b>727</b>                            | <b>48,673,439</b>     |
| Commercial Sponsors           | 31            | 2,306,968            | 42            | 2,619,875            | 367                                   | 21,950,438            | 382                                   | 21,947,131            |
| Not-For-Profit Sponsors       | 14            | 1,285,157            | 23            | 639,318              | 275                                   | 26,321,226            | 345                                   | 26,726,308            |
| <b>GRAND TOTALS</b>           | <b>193</b>    | <b>\$ 19,546,178</b> | <b>174</b>    | <b>\$ 12,768,686</b> | <b>1,907</b>                          | <b>\$ 212,968,857</b> | <b>1,912</b>                          | <b>\$ 185,843,378</b> |

## Part III of V Summary of Awards by Sponsor April 2002

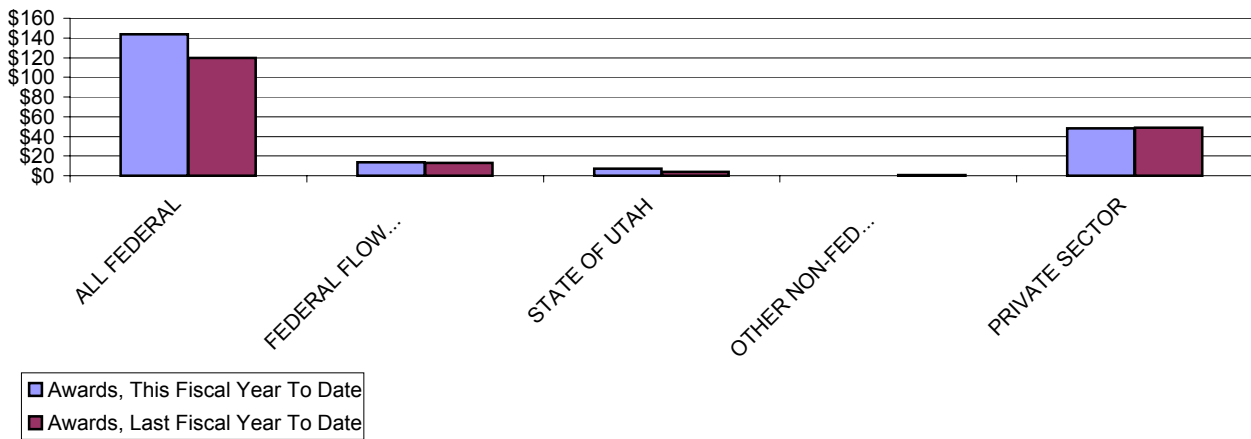
April 2002 vs. April 2001

**Awards, In Millions**



FYTD April 2002 vs. FYTD April 2001

**Awards, In Millions**



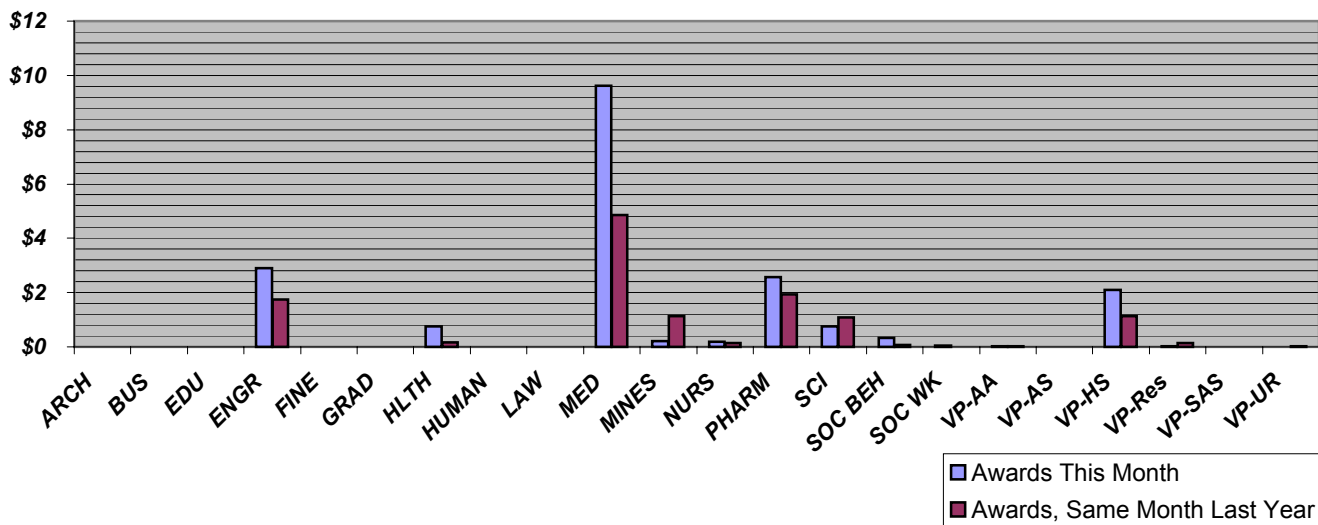
**VICE-PRESIDENT FOR RESEARCH**  
*April 2002*  
**Part IV of V--AWARDS BY COLLEGE**

DATE: May 20, 2002

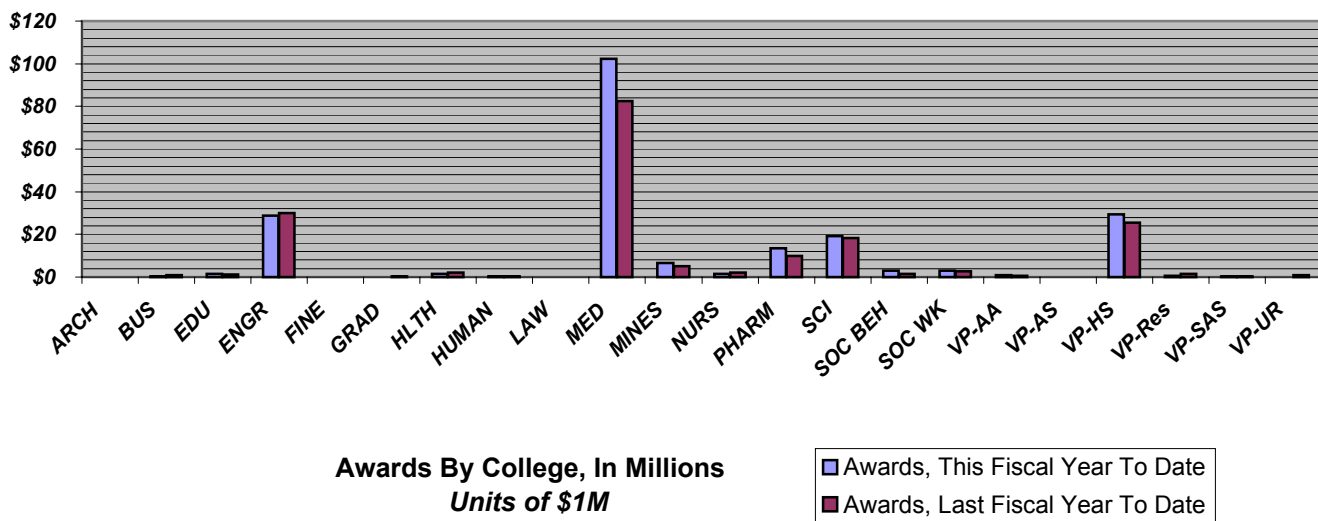
|                               | April<br>2002 |                     | April<br>2001 |                     | FISCAL<br>YEAR TO DATE<br>(7/01-4/02) |                      | FISCAL<br>YEAR TO DATE<br>(7/00-4/01) |                      |
|-------------------------------|---------------|---------------------|---------------|---------------------|---------------------------------------|----------------------|---------------------------------------|----------------------|
|                               | <u>No.</u>    | <u>Total Amt.</u>   | <u>No.</u>    | <u>Total Amt.</u>   | <u>No.</u>                            | <u>Total Amt.</u>    | <u>No.</u>                            | <u>Total Amt.</u>    |
| ARCHITECTURE                  | 1             | 4,591               | 0             | -                   | 4                                     | 78,658               | 5                                     | 78,510               |
| BUSINESS                      | 0             | -                   | 0             | -                   | 1                                     | 374,000              | 6                                     | 838,406              |
| EDUCATION                     | 0             | -                   | 0             | -                   | 10                                    | 1,481,910            | 15                                    | 1,271,726            |
| ENGINEERING                   | 44            | 2,900,753           | 27            | 1,739,683           | 352                                   | 28,810,567           | 317                                   | 30,024,703           |
| FINE ARTS                     | 0             | -                   | 1             | 1,000               | 2                                     | 22,000               | 2                                     | 11,000               |
| GRADUATE SCHOOL               | 0             | -                   | 1             | 400,200             | 1                                     | 17,940               | 3                                     | 406,200              |
| HEALTH                        | 5             | 757,368             | 7             | 174,034             | 28                                    | 1,611,850            | 31                                    | 2,190,396            |
| HUMANITIES                    | 0             | -                   | 0             | -                   | 4                                     | 212,352              | 5                                     | 186,811              |
| LAW                           | 0             | -                   | 0             | -                   | 4                                     | 4,000                | 1                                     | 21,062               |
| MEDICINE                      | 82            | 9,625,672           | 70            | 4,858,426           | 798                                   | 102,152,687          | 796                                   | 82,434,347           |
| MINES & EARTH SCIENCES        | 7             | 218,924             | 9             | 1,126,872           | 93                                    | 6,511,965            | 87                                    | 5,224,112            |
| NURSING                       | 2             | 183,872             | 2             | 136,543             | 18                                    | 1,366,686            | 14                                    | 2,059,242            |
| PHARMACY                      | 11            | 2,567,179           | 12            | 1,944,904           | 94                                    | 13,468,719           | 93                                    | 9,893,165            |
| SCIENCE                       | 15            | 756,112             | 17            | 1,084,413           | 186                                   | 19,131,802           | 194                                   | 18,203,465           |
| SOCIAL & BEHAVIORAL SCIENCES  | 2             | 329,437             | 1             | 74,938              | 48                                    | 3,033,193            | 43                                    | 1,431,259            |
| SOCIAL WORK                   | 1             | 39,750              | 4             | (124,147)           | 39                                    | 2,919,623            | 25                                    | 2,762,039            |
| VP/ACADEMIC AFFAIRS           | 1             | 20,000              | 1             | 33,709              | 18                                    | 1,034,875            | 18                                    | 662,992              |
| VP/ADMINISTRATIVE SERVICES    | 0             | -                   | 0             | -                   | 1                                     | 37,500               | 1                                     | 5,700                |
| VP/HEALTH SCIENCES            | 21            | 2,108,054           | 19            | 1,139,991           | 177                                   | 29,487,521           | 208                                   | 25,577,024           |
| VP/RESEARCH                   | 1             | 34,466              | 1             | 153,120             | 14                                    | 685,182              | 30                                    | 1,427,522            |
| VP/STUDENT AFFAIRS & SERVICES | 0             | -                   | 1             | 5,000               | 8                                     | 426,827              | 9                                     | 309,964              |
| VP/UNIVERSITY RELATIONS       | 0             | -                   | 1             | 20,000              | 7                                     | 99,000               | 9                                     | 823,733              |
| <b>GRAND TOTALS</b>           | <b>193</b>    | <b>\$19,546,178</b> | <b>174</b>    | <b>\$12,768,686</b> | <b>1,907</b>                          | <b>\$212,968,857</b> | <b>1,912</b>                          | <b>\$185,843,378</b> |

## Part IV of V Summary of Awards by College April 2002

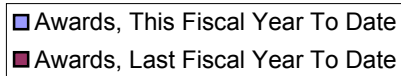
### April 2002 vs. April 2001



### FYTD April 2002 vs. FYTD April 2001



**Awards By College, In Millions**  
*Units of \$1M*



**VICE-PRESIDENT FOR RESEARCH**  
*April 2002*  
**Part IV of IV--GENERAL COLLEGE ACTIVITY**

DATE: May 20, 2002

|                     |               | April<br>2002 |                   | April<br>2001 |                   | FISCAL<br>YEAR TO DATE<br>(7/01-4/02) |                   | FISCAL<br>YEAR TO DATE<br>(7/00-4/01) |                   |
|---------------------|---------------|---------------|-------------------|---------------|-------------------|---------------------------------------|-------------------|---------------------------------------|-------------------|
|                     |               | <u>No.</u>    | <u>Total Amt.</u> | <u>No.</u>    | <u>Total Amt.</u> | <u>No.</u>                            | <u>Total Amt.</u> | <u>No.</u>                            | <u>Total Amt.</u> |
| <b>ARCHITECTURE</b> |               |               |                   |               |                   |                                       |                   |                                       |                   |
| <b>Proposals</b>    |               | 2             | 18,742            | 0             | -                 | 4                                     | 28,299            | 4                                     | 13,700            |
| <b>Awards</b>       | Research      | 1             | 4,591             | 0             | -                 | 2                                     | 69,101            | 1                                     | 64,510            |
|                     | Other         | 0             | -                 | 0             | -                 | 2                                     | 9,557             | 3                                     | 12,200            |
|                     | Instruction   | 0             | -                 | 0             | -                 | 0                                     | -                 | 1                                     | 1,800             |
|                     | Clinical      | 0             | -                 | 0             | -                 | 0                                     | -                 | 0                                     | -                 |
|                     | <b>Totals</b> | 1             | 4,591             | 0             | -                 | 4                                     | 78,658            | 5                                     | 78,510            |
| <b>BUSINESS</b>     |               |               |                   |               |                   |                                       |                   |                                       |                   |
| <b>Proposals</b>    |               | 0             | -                 | 0             | -                 | 5                                     | 567,271           | 0                                     | -                 |
| <b>Awards</b>       | Research      | 0             | -                 | 0             | -                 | 1                                     | 374,000           | 5                                     | 843,286           |
|                     | Other         | 0             | -                 | 0             | -                 | 0                                     | -                 | 0                                     | -                 |
|                     | Instruction   | 0             | -                 | 0             | -                 | 0                                     | -                 | 1                                     | (4,880)           |
|                     | Clinical      | 0             | -                 | 0             | -                 | 0                                     | -                 | 0                                     | -                 |
|                     | <b>Totals</b> | 0             | -                 | 0             | -                 | 1                                     | 374,000           | 6                                     | 838,406           |
| <b>EDUCATION</b>    |               |               |                   |               |                   |                                       |                   |                                       |                   |
| <b>Proposals</b>    |               | 0             | -                 | 1             | 166,072           | 10                                    | 3,159,347         | 18                                    | 7,164,610         |
| <b>Awards</b>       | Research      | 0             | -                 | 0             | -                 | 3                                     | 429,151           | 3                                     | 528,785           |
|                     | Other         | 0             | -                 | 0             | -                 | 3                                     | 266,920           | 6                                     | 232,710           |
|                     | Instruction   | 0             | -                 | 0             | -                 | 4                                     | 785,839           | 6                                     | 510,231           |
|                     | Clinical      | 0             | -                 | 0             | -                 | 0                                     | -                 | 0                                     | -                 |
|                     | <b>Totals</b> | 0             | -                 | 0             | -                 | 10                                    | 1,481,910         | 15                                    | 1,271,726         |
| <b>ENGINEERING</b>  |               |               |                   |               |                   |                                       |                   |                                       |                   |
| <b>Proposals</b>    |               | 23            | 10,376,883        | 18            | 9,009,345         | 243                                   | 89,844,843        | 248                                   | 132,222,895       |
| <b>Awards</b>       | Research      | 39            | 2,933,512         | 26            | 1,720,133         | 313                                   | 28,007,808        | 281                                   | 29,063,163        |
|                     | Other         | 5             | (32,759)          | 0             | -                 | 32                                    | 795,759           | 25                                    | 514,523           |
|                     | Instruction   | 0             | -                 | 1             | 19,550            | 7                                     | 7,000             | 11                                    | 447,017           |
|                     | Clinical      | 0             | -                 | 0             | -                 | 0                                     | -                 | 0                                     | -                 |
|                     | <b>Totals</b> | 44            | 2,900,753         | 27            | 1,739,683         | 352                                   | 28,810,567        | 317                                   | 30,024,703        |
| <b>FINE ARTS</b>    |               |               |                   |               |                   |                                       |                   |                                       |                   |
| <b>Proposals</b>    |               | 0             | -                 | 0             | -                 | 2                                     | 92,418            | 1                                     | 3,000             |
| <b>Awards</b>       | Research      | 0             | -                 | 0             | -                 | 0                                     | -                 | 0                                     | -                 |
|                     | Other         | 0             | -                 | 1             | 1,000             | 1                                     | -                 | 2                                     | 11,000            |
|                     | Instruction   | 0             | -                 | 0             | -                 | 1                                     | 22,000            | 0                                     | -                 |
|                     | Clinical      | 0             | -                 | 0             | -                 | 0                                     | -                 | 0                                     | -                 |
|                     | <b>Totals</b> | 0             | -                 | 1             | 1,000             | 2                                     | 22,000            | 2                                     | 11,000            |



|                                   |               | April<br>2002 |                   | April<br>2001 |                   | FISCAL<br>YEAR TO DATE<br>(7/01-4/02) |                   | FISCAL<br>YEAR TO DATE<br>(7/00-4/01) |                   |
|-----------------------------------|---------------|---------------|-------------------|---------------|-------------------|---------------------------------------|-------------------|---------------------------------------|-------------------|
|                                   |               | <u>No.</u>    | <u>Total Amt.</u> | <u>No.</u>    | <u>Total Amt.</u> | <u>No.</u>                            | <u>Total Amt.</u> | <u>No.</u>                            | <u>Total Amt.</u> |
| <b>GRADUATE SCHOOL</b>            |               |               |                   |               |                   |                                       |                   |                                       |                   |
| <i>Proposals</i>                  |               | 0             | -                 | 2             | 431,696           | 1                                     | 1,406,524         | 2                                     | 431,696           |
| <i>Awards</i>                     | Research      | 0             | -                 | 1             | 400,200           | 0                                     | -                 | 1                                     | 400,200           |
|                                   | Other         | 0             | -                 | 0             | -                 | 0                                     | -                 | 0                                     | -                 |
|                                   | Instruction   | 0             | -                 | 0             | -                 | 1                                     | 17,940            | 2                                     | 6,000             |
|                                   | Clinical      | 0             | -                 | 0             | -                 | 0                                     | -                 | 0                                     | -                 |
|                                   | <i>Totals</i> | 0             | -                 | 1             | 400,200           | 1                                     | 17,940            | 3                                     | 406,200           |
| <b>HEALTH</b>                     |               |               |                   |               |                   |                                       |                   |                                       |                   |
| <i>Proposals</i>                  |               | 5             | 4,751,358         | 1             | 2,020,986         | 27                                    | 8,583,749         | 18                                    | 5,829,921         |
| <i>Awards</i>                     | Research      | 3             | 736,161           | 2             | 209,117           | 14                                    | 1,102,530         | 9                                     | 1,792,018         |
|                                   | Other         | 2             | 21,207            | 5             | (35,083)          | 13                                    | 473,320           | 21                                    | 344,123           |
|                                   | Instruction   | 0             | -                 | 0             | -                 | 1                                     | 36,000            | 1                                     | 54,255            |
|                                   | Clinical      | 0             | -                 | 0             | -                 | 0                                     | -                 | 0                                     | -                 |
|                                   | <i>Totals</i> | 5             | 757,368           | 7             | 174,034           | 28                                    | 1,611,850         | 31                                    | 2,190,396         |
| <b>HUMANITIES</b>                 |               |               |                   |               |                   |                                       |                   |                                       |                   |
| <i>Proposals</i>                  |               | 3             | 512,159           | 2             | 29,993            | 18                                    | 1,734,032         | 12                                    | 240,014           |
| <i>Awards</i>                     | Research      | 0             | -                 | 0             | -                 | 2                                     | 206,352           | 2                                     | 170,011           |
|                                   | Other         | 0             | -                 | 0             | -                 | 1                                     | 2,000             | 2                                     | 6,000             |
|                                   | Instruction   | 0             | -                 | 0             | -                 | 1                                     | 4,000             | 1                                     | 10,800            |
|                                   | Clinical      | 0             | -                 | 0             | -                 | 0                                     | -                 | 0                                     | -                 |
|                                   | <i>Totals</i> | 0             | -                 | 0             | -                 | 4                                     | 212,352           | 5                                     | 186,811           |
| <b>LAW</b>                        |               |               |                   |               |                   |                                       |                   |                                       |                   |
| <i>Proposals</i>                  |               | 0             | -                 | 0             | -                 | 4                                     | 175,382           | 0                                     | -                 |
| <i>Awards</i>                     | Research      | 0             | -                 | 0             | -                 | 3                                     | -                 | 0                                     | -                 |
|                                   | Other         | 0             | -                 | 0             | -                 | 1                                     | 4,000             | 1                                     | 21,062            |
|                                   | Instruction   | 0             | -                 | 0             | -                 | 0                                     | -                 | 0                                     | -                 |
|                                   | Clinical      | 0             | -                 | 0             | -                 | 0                                     | -                 | 0                                     | -                 |
|                                   | <i>Totals</i> | 0             | -                 | 0             | -                 | 4                                     | 4,000             | 1                                     | 21,062            |
| <b>MEDICINE</b>                   |               |               |                   |               |                   |                                       |                   |                                       |                   |
| <i>Proposals</i>                  |               | 27            | 7,610,648         | 35            | 13,175,032        | 461                                   | 278,352,858       | 473                                   | 248,461,743       |
| <i>Awards</i>                     | Research      | 58            | 7,241,032         | 37            | 2,571,373         | 500                                   | 76,333,166        | 514                                   | 65,381,068        |
|                                   | Other         | 10            | 922,798           | 9             | 252,997           | 80                                    | 8,730,212         | 79                                    | 3,306,736         |
|                                   | Instruction   | 4             | 233,606           | 4             | 535,049           | 85                                    | 5,125,803         | 48                                    | 3,650,854         |
|                                   | Clinical      | 10            | 1,228,236         | 20            | 1,499,007         | 133                                   | 11,963,506        | 155                                   | 10,095,689        |
|                                   | <i>Totals</i> | 82            | 9,625,672         | 70            | 4,858,426         | 798                                   | 102,152,687       | 796                                   | 82,434,347        |
| <b>MINES &amp; EARTH SCIENCES</b> |               |               |                   |               |                   |                                       |                   |                                       |                   |
| <i>Proposals</i>                  |               | 8             | 4,241,584         | 5             | 806,032           | 82                                    | 20,131,718        | 72                                    | 22,158,919        |
| <i>Awards</i>                     | Research      | 4             | 209,816           | 6             | 813,193           | 70                                    | 5,383,880         | 63                                    | 3,785,979         |
|                                   | Other         | 3             | 9,108             | 3             | 313,679           | 22                                    | 1,106,085         | 21                                    | 1,283,142         |
|                                   | Instruction   | 0             | -                 | 0             | -                 | 1                                     | 22,000            | 3                                     | 154,991           |
|                                   | Clinical      | 0             | -                 | 0             | -                 | 0                                     | -                 | 0                                     | -                 |
|                                   | <i>Totals</i> | 7             | 218,924           | 9             | 1,126,872         | 93                                    | 6,511,965         | 87                                    | 5,224,112         |

|   |               | April<br>2002 |                   | April<br>2001 |                   | FISCAL<br>YEAR TO DATE<br>(7/01-4/02) |                   | FISCAL<br>YEAR TO DATE<br>(7/00-4/01) |                   |
|---|---------------|---------------|-------------------|---------------|-------------------|---------------------------------------|-------------------|---------------------------------------|-------------------|
|   |               | <u>No.</u>    | <u>Total Amt.</u> | <u>No.</u>    | <u>Total Amt.</u> | <u>No.</u>                            | <u>Total Amt.</u> | <u>No.</u>                            | <u>Total Amt.</u> |
| <b>NURSING</b>                          |               |               |                   |               |                   |                                       |                   |                                       |                   |
| <b>Proposals</b>                        |               | 0             | -                 | 0             | -                 | 18                                    | 8,267,576         | 6                                     | 2,845,283         |
| <b>Awards</b>                           | Research      | 1             | 100,000           | 1             | 43,512            | 15                                    | 1,067,012         | 10                                    | 1,380,492         |
|   | Other         | 0             | -                 | 0             | -                 | 0                                     | -                 | 1                                     | 428,542           |
|   | Instruction   | 1             | 83,872            | 1             | 93,031            | 3                                     | 299,674           | 3                                     | 250,208           |
|   | Clinical      | 0             | -                 | 0             | -                 | 0                                     | -                 | 0                                     | -                 |
|   | <b>Totals</b> | 2             | 183,872           | 2             | 136,543           | 18                                    | 1,366,686         | 14                                    | 2,059,242         |
| <b>PHARMACY</b>                         |               |               |                   |               |                   |                                       |                   |                                       |                   |
| <b>Proposals</b>                        |               | 6             | 1,190,663         | 4             | 2,720,468         | 84                                    | 34,351,864        | 56                                    | 25,873,646        |
| <b>Awards</b>                           | Research      | 10            | 2,304,679         | 10            | 1,649,623         | 63                                    | 10,910,739        | 62                                    | 7,196,153         |
|   | Other         | 0             | -                 | 0             | -                 | 20                                    | 2,084,818         | 19                                    | 1,839,074         |
|   | Instruction   | 1             | 262,500           | 2             | 295,281           | 3                                     | 279,247           | 2                                     | 295,281           |
|   | Clinical      | 0             | -                 | 0             | -                 | 8                                     | 193,915           | 10                                    | 562,657           |
|   | <b>Totals</b> | 11            | 2,567,179         | 12            | 1,944,904         | 94                                    | 13,468,719        | 93                                    | 9,893,165         |
| <b>SCIENCE</b>                          |               |               |                   |               |                   |                                       |                   |                                       |                   |
| <b>Proposals</b>                        |               | 6             | 3,219,834         | 10            | 2,234,561         | 168                                   | 113,668,658       | 145                                   | 115,737,120       |
| <b>Awards</b>                           | Research      | 13            | 677,850           | 15            | 795,321           | 168                                   | 16,812,276        | 178                                   | 17,500,939        |
|   | Other         | 2             | 78,262            | 0             | -                 | 9                                     | 522,918           | 5                                     | 105,243           |
|   | Instruction   | 0             | -                 | 2             | 289,092           | 9                                     | 1,796,608         | 11                                    | 597,283           |
|   | Clinical      | 0             | -                 | 0             | -                 | 0                                     | -                 | 0                                     | -                 |
|   | <b>Totals</b> | 15            | 756,112           | 17            | 1,084,413         | 186                                   | 19,131,802        | 194                                   | 18,203,465        |
| <b>SOCIAL &amp; BEHAVIORAL SCIENCES</b> |               |               |                   |               |                   |                                       |                   |                                       |                   |
| <b>Proposals</b>                        |               | 1             | 21,710            | 4             | 2,288,206         | 48                                    | 12,796,368        | 45                                    | 15,813,743        |
| <b>Awards</b>                           | Research      | 1             | 6,000             | 1             | 74,938            | 33                                    | 2,094,683         | 24                                    | 1,281,056         |
|   | Other         | 1             | 323,437           | 0             | -                 | 13                                    | 865,282           | 16                                    | 98,376            |
|   | Instruction   | 0             | -                 | 0             | -                 | 2                                     | 73,228            | 3                                     | 51,827            |
|   | Clinical      | 0             | -                 | 0             | -                 | -                                     | -                 | 0                                     | -                 |
|   | <b>Totals</b> | 2             | 329,437           | 1             | 74,938            | 48                                    | 3,033,193         | 43                                    | 1,431,259         |
| <b>SOCIAL WORK</b>                      |               |               |                   |               |                   |                                       |                   |                                       |                   |
| <b>Proposals</b>                        |               | 2             | 65,200            | 2             | 266,738           | 17                                    | 6,892,501         | 13                                    | 2,286,098         |
| <b>Awards</b>                           | Research      | 0             | -                 | 2             | (255,897)         | 2                                     | 80,418            | 6                                     | 44,898            |
|   | Other         | 1             | 39,750            | 2             | 131,750           | 35                                    | 2,689,836         | 16                                    | 916,210           |
|   | Instruction   | 0             | -                 | 0             | -                 | 2                                     | 149,369           | 3                                     | 1,800,931         |
|   | Clinical      | 0             | -                 | 0             | -                 | 0                                     | -                 | 0                                     | -                 |
|   | <b>Totals</b> | 1             | 39,750            | 4             | (124,147)         | 39                                    | 2,919,623         | 25                                    | 2,762,039         |
| <b>VP FOR ACADEMIC AFFAIRS*</b>         |               |               |                   |               |                   |                                       |                   |                                       |                   |
| <b>Proposals</b>                        |               | 3             | 786,868           | 2             | 17,000            | 16                                    | 5,375,464         | 23                                    | 4,634,039         |
| <b>Awards</b>                           | Research      | 0             | -                 | 0             | -                 | 3                                     | 38,657            | 1                                     | 79,214            |
|   | Other         | 1             | 20,000            | 0             | -                 | 15                                    | 996,218           | 14                                    | 520,069           |
|   | Instruction   | 0             | -                 | 1             | 33,709            | 0                                     | -                 | 3                                     | 63,709            |
|   | Clinical      | 0             | -                 | 0             | -                 | 0                                     | -                 | 0                                     | -                 |
|   | <b>Totals</b> | 1             | 20,000            | 1             | 33,709            | 18                                    | 1,034,875         | 18                                    | 662,992           |

|   |               | April<br>2002 |                   | April<br>2001 |                   | FISCAL<br>YEAR TO DATE<br>(7/01-4/02) |                   | FISCAL<br>YEAR TO DATE<br>(7/00-4/01) |                   |
|---|---------------|---------------|-------------------|---------------|-------------------|---------------------------------------|-------------------|---------------------------------------|-------------------|
|   |               | <u>No.</u>    | <u>Total Amt.</u> | <u>No.</u>    | <u>Total Amt.</u> | <u>No.</u>                            | <u>Total Amt.</u> | <u>No.</u>                            | <u>Total Amt.</u> |
| <b>VP FOR ADMINISTRATIVE SERVICES*</b>        |               |               |                   |               |                   |                                       |                   |                                       |                   |
| <b>Proposals</b>                              |               | 0             | -                 | 0             | -                 | 1                                     | 37,500            | 1                                     | 5,699             |
| <b>Awards</b>                                 | Research      | 0             | -                 | 0             | -                 | 0                                     | -                 | 0                                     | -                 |
|   | Other         | 0             | -                 | 0             | -                 | 1                                     | 37,500            | 1                                     | 5,700             |
|   | Instruction   | 0             | -                 | 0             | -                 | 0                                     | -                 | 0                                     | -                 |
|   | Clinical      | 0             | -                 | 0             | -                 | 0                                     | -                 | 0                                     | -                 |
|   | <b>Totals</b> | 0             | -                 | 0             | -                 | 1                                     | 37,500            | 1                                     | 5,700             |
| <b>VP FOR HEALTH SCIENCES*</b>                |               |               |                   |               |                   |                                       |                   |                                       |                   |
| <b>Proposals</b>                              |               | 9             | 4,690,901         | 6             | 3,826,518         | 73                                    | 51,193,917        | 50                                    | 47,364,573        |
| <b>Awards</b>                                 | Research      | 18            | 1,925,886         | 17            | 899,991           | 150                                   | 27,751,401        | 193                                   | 24,284,419        |
|   | Other         | 2             | 141,168           | 0             | -                 | 10                                    | 437,429           | 2                                     | 435,678           |
|   | Instruction   | 1             | 41,000            | 0             | -                 | 3                                     | 602,515           | 1                                     | 25,000            |
|   | Clinical      | 0             | -                 | 2             | 240,000           | 14                                    | 696,176           | 12                                    | 831,927           |
|   | <b>Totals</b> | 21            | 2,108,054         | 19            | 1,139,991         | 177                                   | 29,487,521        | 208                                   | 25,577,024        |
| <b>VP FOR RESEARCH*</b>                       |               |               |                   |               |                   |                                       |                   |                                       |                   |
| <b>Proposals</b>                              |               | 0             | -                 | 1             | 153,120           | 10                                    | 6,285,766         | 8                                     | 2,616,203         |
| <b>Awards</b>                                 | Research      | 0             | -                 | 0             | -                 | 4                                     | 109,110           | 3                                     | 197,000           |
|   | Other         | 1             | 34,466            | 1             | 153,120           | 10                                    | 576,072           | 24                                    | 1,223,022         |
|   | Instruction   | 0             | -                 | 0             | -                 | 0                                     | -                 | 0                                     | -                 |
|   | Clinical      | 0             | -                 | 0             | -                 | 0                                     | -                 | 3                                     | 7,500             |
|   | <b>Totals</b> | 1             | 34,466            | 1             | 153,120           | 14                                    | 685,182           | 30                                    | 1,427,522         |
| <b>VP FOR STUDENT AFFAIRS &amp; SERVICES*</b> |               |               |                   |               |                   |                                       |                   |                                       |                   |
| <b>Proposals</b>                              |               | 0             | -                 | 2             | 205,302           | 1                                     | 25,500            | 8                                     | 1,408,939         |
| <b>Awards</b>                                 | Research      | 0             | -                 | 0             | -                 | 1                                     | 75,251            | 0                                     | -                 |
|   | Other         | 0             | -                 | 1             | 5,000             | 2                                     | 22,894            | 7                                     | 66,394            |
|   | Instruction   | 0             | -                 | 0             | -                 | 5                                     | 328,682           | 2                                     | 243,570           |
|   | Clinical      | 0             | -                 | 0             | -                 | 0                                     | -                 | 0                                     | -                 |
|   | <b>Totals</b> | 0             | -                 | 1             | 5,000             | 8                                     | 426,827           | 9                                     | 309,964           |
| <b>VP FOR UNIVERSITY RELATIONS*</b>           |               |               |                   |               |                   |                                       |                   |                                       |                   |
| <b>Proposals</b>                              |               | 0             | -                 | 1             | 83,731            | 13                                    | 930,963           | 10                                    | 4,727,222         |
| <b>Awards</b>                                 | Research      | 0             | -                 | 0             | -                 | 2                                     | 25,000            | 1                                     | 112,500           |
|   | Other         | 0             | -                 | 1             | 20,000            | 4                                     | 69,000            | 8                                     | 711,233           |
|   | Instruction   | 0             | -                 | 0             | -                 | 1                                     | 5,000             | 0                                     | -                 |
|   | Clinical      | 0             | -                 | 0             | -                 | 0                                     | -                 | 0                                     | -                 |
|   | <b>Totals</b> | 0             | -                 | 1             | 20,000            | 7                                     | 99,000            | 9                                     | 823,733           |
| <b>Totals, Proposals</b>                      |               | 95            | 37,486,550        | 96            | 37,434,800        | 1,306                                 | 643,902,518       | 1,213                                 | 639,839,063       |
| <b>Totals, AWARDS</b>                         |               | 193           | \$19,546,178      | 174           | \$12,768,686      | 1,907                                 | \$212,968,857     | 1,912                                 | \$185,843,378     |

\* Amounts for Vice-Presidents' Offices may reflect activity by Institutes, Centers & other discrete organizational entities that report directly to their cognizant Vice Presidents, rather than to a College or Graduate School.