



OFFICE OF SPONSORED PROJECTS


DATE: May 15, 2001

TO: J. Bernard Machen
FROM: Raymond F. Gesteland

SUBJECT: 5-Part Monthly Activity Report

Part I of IV--RESEARCH ACTIVITY SUMMARY

	April 2001		April 2000		FISCAL YEAR TO DATE (7/00-4/01)		FISCAL YEAR TO DATE (7/99-4/00)	
	<u>No.</u>	<u>Total Amt.</u>	<u>No.</u>	<u>Total Amt.</u>	<u>No.</u>	<u>Total Amt.</u>	<u>No.</u>	<u>Total Amt.</u>
PROPOSALS*	96	\$ 37,434,800	99	\$ 36,734,981	1,213	\$ 639,839,063	1,224	\$ 573,274,173
AWARDS								
Research	118	\$8,921,504	97	\$10,320,064	1,357	\$154,083,779	1,256	\$154,206,518
Other	23	842,463	22	497,379	273	12,102,949	250	15,369,767
Instruction	11	1,265,712	8	114,431	102	8,158,877	124	8,972,234
Clinical	22	1,739,007	19	844,159	180	11,497,773	147	9,940,801
SUBTOTALS	174	12,768,686	146	11,776,033	1,912	185,843,378	1,777	188,489,320
Fellowships & Financial Aids		458,848		3,588,580		11,401,187		4,371,642
ALL AWARD TOTALS		\$ 13,227,534		\$ 15,364,613		\$ 197,244,565		\$ 192,860,962


Raymond F. Gesteland
Vice-President for Research

- cc: Coralie Alder
Michael T. Benson
A. Lorris Betz
Paul Brinkman
Lynne U. Chronister
Arnold B. Combe
Fred C. Esplin
Cecelia H. Foxley
John G. Francis
Raymond F. Gesteland
Peter L. Goss
W. Ralph Hardy
Jerry Kaplan
Nancy Lyon
J. Michael Mattsson
Barbara K. Nielsen
David W. Pershing
Ronald J. Pugmire
Lee Siegel

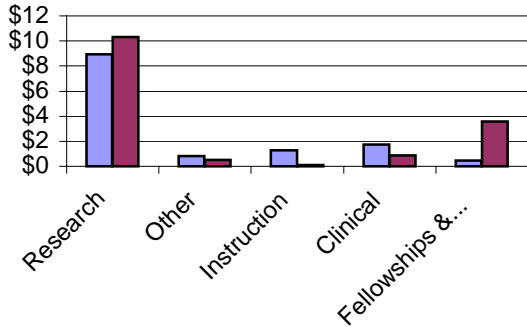
OFFICE OF THE VICE PRESIDENT FOR RESEARCH
201 S PRESIDENTS CIRCLE RM 210
SALT LAKE CITY, UTAH 84112-9011

(801) 581-7236
FAX (801) 585-6212

Part I of V Summary of University Research Activity April 2001

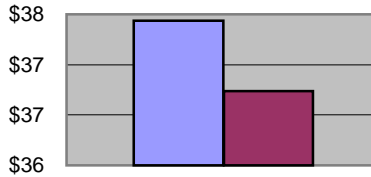
April 2001 vs. April 2000

Awards, In Millions



■ Awards This Month
■ Awards, Same Month Last Year

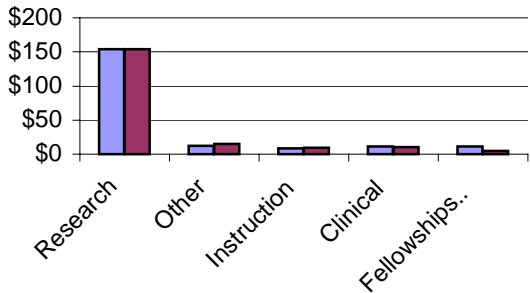
Proposals, In Millions



■ All Proposals, This Month
■ All Proposals, Same Month Last Year

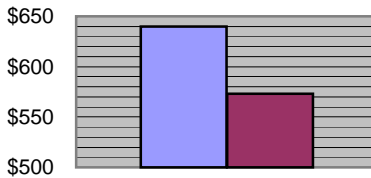
FYTD April 2001 vs. FYTD April 2000

Awards, In Millions



■ Awards, This Fiscal Year To Date
■ Awards, Same Month Last Fiscal Year To Date

Proposals, In Millions



■ All Proposals, This Fiscal Year To Date
■ All Proposals, Last Fiscal Year To Date

VICE-PRESIDENT FOR RESEARCH
April 2001
Part II of V--PROPOSALS AND AWARDS OVER \$2 MILLION

DATE: May 15, 2001

PROPOSALS

	<i>Department</i>	<i>Sponsor Name</i>	<i>Proposal Title</i>	<i>Start Date</i>	<i>End Date</i>	<i>Total Amount</i>
Health						
Kumpfer, Karol L	Health Education	PHS/Public Health Service/Natl Inst Drug Abuse	Strengthening Families: Test Dosage And Core Elements.	10/1/02	9/30/07	\$2,020,986
Medicine						
Chapman, C Richard	Anesthesiology	Amer Cancer Society Inc	Suffering And The Experience Of Breast Cancer.	1/1/01	12/31/06	\$2,500,000
Hardin, Dana S	Pediatrics	PHS/Public Health Service/Natl Inst Diabet Digest K	Metabolic Causes & Treatment Of Type 2 Diabetes In Youth.	10/1/01	9/30/08	\$2,672,639
VP/Health Sciences						
Prescott, Stephen M	Huntsman Cancer Institute	PHS/Public Health Service/Hlth Resour-Servs Adm/BHP	Cancer Imaging Equipment.	7/1/01	6/30/04	\$2,754,510

AWARDS

<i>Department</i>	<i>Sponsor Name</i>	<i>Proposal Title</i>	<i>Start Date</i>	<i>End Date</i>	<i>Total Amount</i>
-------------------	---------------------	-----------------------	-------------------	-----------------	---------------------

There were no awards over \$2 million for April, 2001.

VICE-PRESIDENT FOR RESEARCH
April 2001
Part III of IV--AWARDS BY SPONSOR

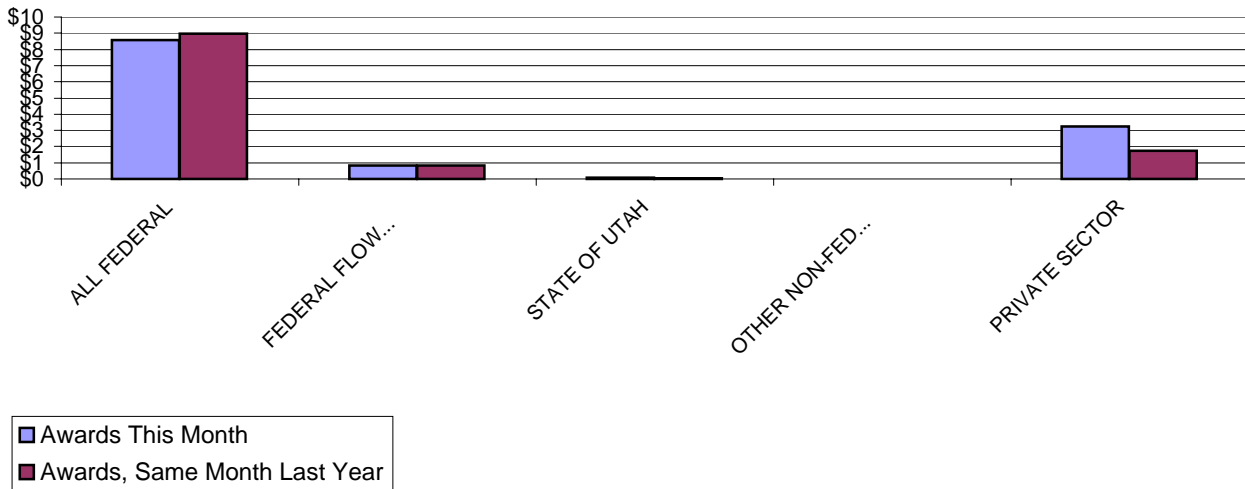
DATE: May 15, 2001

	April 2001		April 2000		FISCAL YEAR TO DATE (7/00-4/01)		FISCAL YEAR TO DATE (7/99-4/00)	
	<u>No.</u>	<u>Total Amt.</u>	<u>No.</u>	<u>Total Amt.</u>	<u>No.</u>	<u>Total Amt.</u>	<u>No.</u>	<u>Total Amt.</u>
ALL FEDERAL	77	\$ 8,584,046	78	\$ 8,977,773	819	\$ 119,111,843	748	\$ 117,524,708
<i>Misc. Federal Agencies</i>	2	70,000	1	65,000	10	792,826	13	1,095,526
Nat'l Aeronaut/Space Adm	1	40,755	2	72,000	28	1,861,164	24	1,715,379
Nat'l Endowmt/Humanitie:	0	-	0	-	2	20,000	2	58,000
Nat'l Science Foundation	8	912,373	10	928,052	116	13,109,107	106	15,058,237
US Dept of Agriculture	2	25,000	0	-	6	71,380	9	675,627
US Dept of Commerce	2	588,700	2	324,213	8	1,352,461	12	841,094
US Dept of Defense	6	642,090	7	251,678	57	8,207,775	49	6,576,756
US Dept of Education	1	33,709	2	127,875	9	1,139,688	13	1,910,640
US Dept of Energy	4	220,706	7	329,833	83	11,141,120	99	10,820,950
US Dept of the Interior	3	313,679	2	183,276	22	1,038,865	16	836,126
US Dept of Transportation	0	-	0	-	4	331,261	4	303,790
US Environmental Prot Agc	0	-	0	-	5	258,991	0	-
US Health & Human Servs	48	5,737,034	45	6,695,846	469	79,787,205	401	77,632,583
US Veterans Admin	0	-	0	-	0	-	0	-
FEDERAL FLOW-DOWN	24	819,363	15	825,611	252	13,040,769	187	10,865,340
STATE OF UTAH	6	98,119	5	49,754	101	4,167,038	108	4,984,268
OTHER NON-FED GOVT.	2	7,965	1	195,796	12	613,716	24	2,673,563
PRIVATE SECTOR	65	3,259,193	47	1,727,099	728	48,910,012	710	52,441,441
Commercial Sponsors	42	2,619,875	35	1,345,550	390	21,845,023	389	19,928,717
Not-For-Profit Sponsors	23	639,318	12	381,549	338	27,064,989	321	32,512,724
GRAND TOTALS	174	\$ 12,768,686	146	\$ 11,776,033	1,912	\$ 185,843,378	1,777	\$ 188,489,320

Part III of V Summary of Awards by Sponsor April 2001

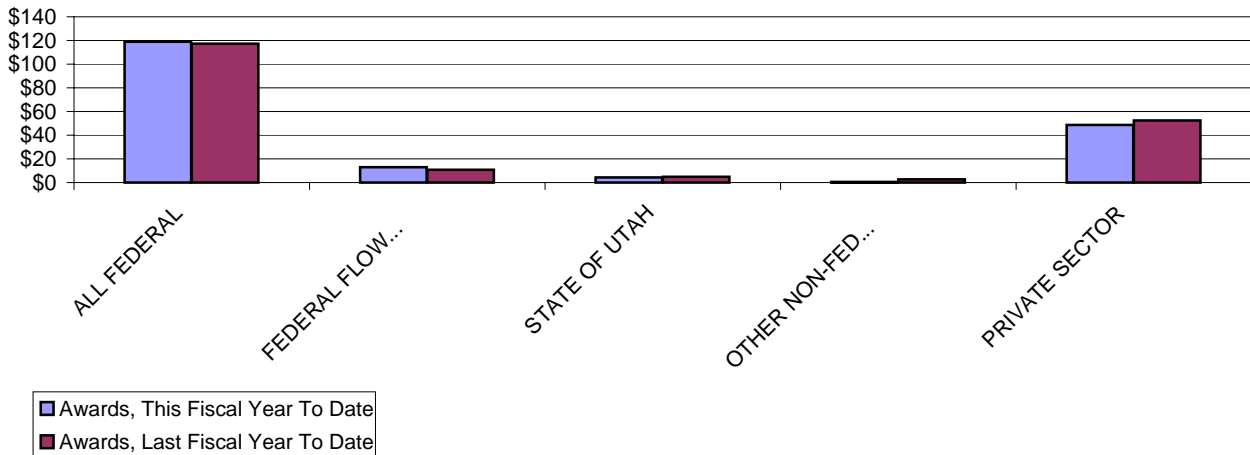
April 2001 vs. April 2000

Awards, In Millions



FYTD April 2001 vs. FYTD April 2000

Awards, In Millions



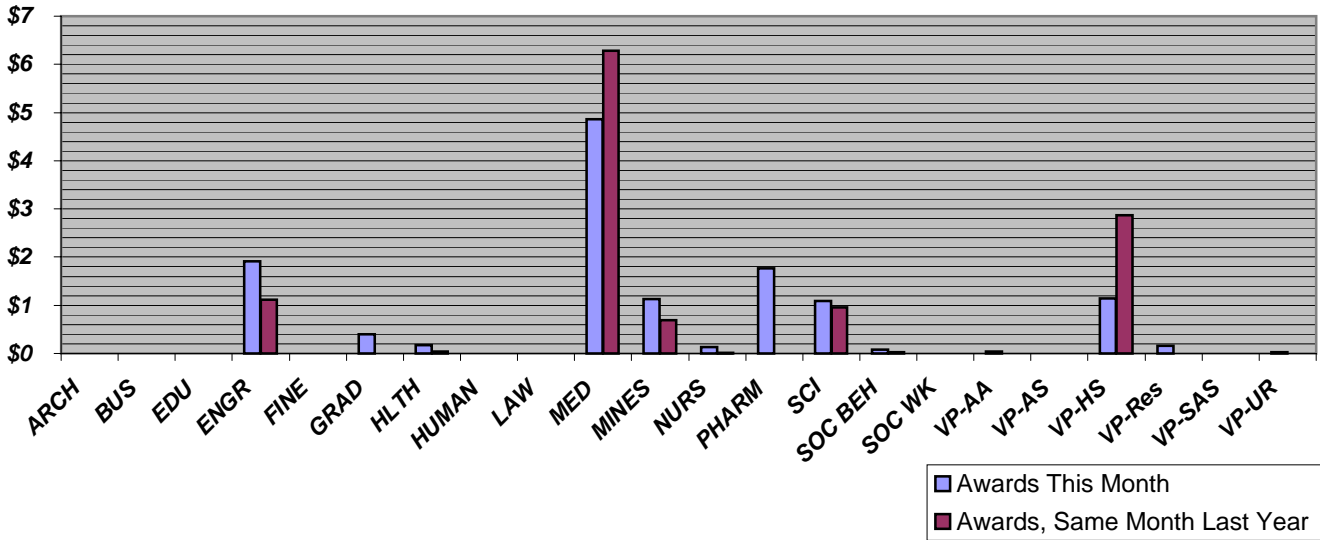
VICE-PRESIDENT FOR RESEARCH
April 2001
Part IV of V--AWARDS BY COLLEGE

DATE: May 15, 2001

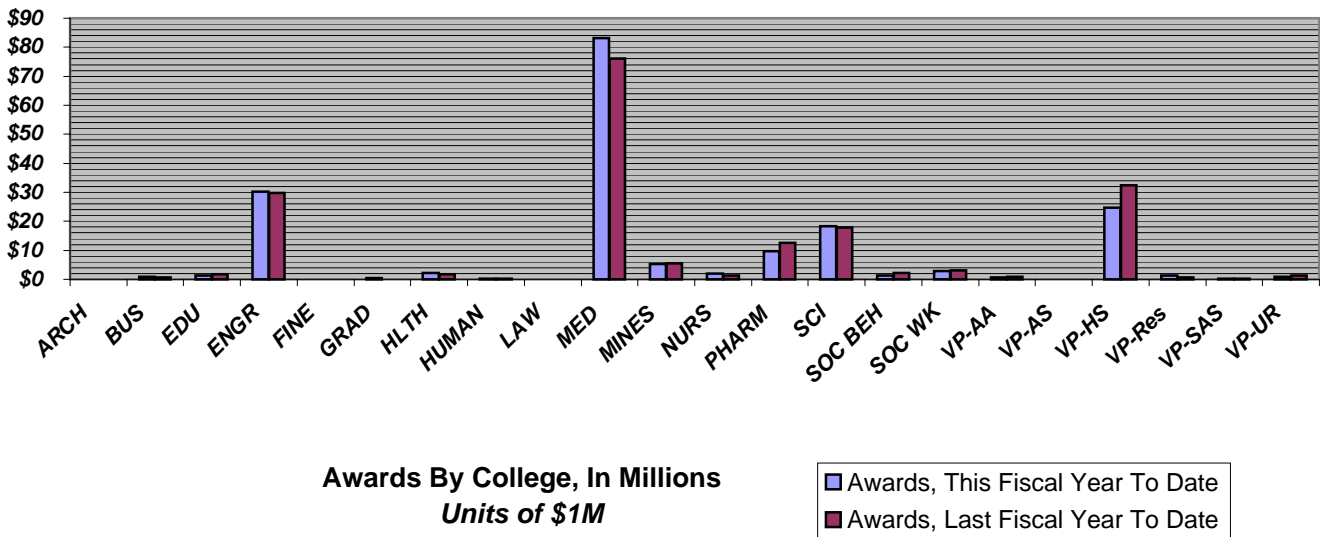
	April 2001		April 2000		FISCAL YEAR TO DATE (7/00-4/01)		FISCAL YEAR TO DATE (7/99-4/00)	
	<u>No.</u>	<u>Total Amt.</u>	<u>No.</u>	<u>Total Amt.</u>	<u>No.</u>	<u>Total Amt.</u>	<u>No.</u>	<u>Total Amt.</u>
ARCHITECTURE	0	-	0	-	5	78,510	1	1,020
BUSINESS	0	-	0	-	6	838,406	12	582,291
EDUCATION	0	-	0	-	15	1,271,726	19	1,808,490
ENGINEERING	28	1,912,683	25	1,121,466	319	30,269,576	291	29,735,041
FINE ARTS	1	1,000	0	-	2	11,000	1	8,000
GRADUATE SCHOOL	1	400,200	0	-	3	406,200	0	-
HEALTH	7	174,034	3	45,405	33	2,202,396	26	1,716,536
HUMANITIES	0	-	0	-	5	186,811	6	247,960
LAW	0	-	0	-	1	21,062	1	22,000
MEDICINE	70	4,858,426	62	6,279,404	796	83,210,686	692	76,159,262
MINES & EARTH SCIENCES	9	1,126,872	8	691,219	87	5,224,112	93	5,481,977
NURSING	2	136,543	1	10,346	14	2,059,242	15	1,402,563
PHARMACY	11	1,771,904	9	(121,902)	91	9,648,292	92	12,543,576
SCIENCE	17	1,084,413	14	962,455	194	18,203,465	172	17,810,809
SOCIAL & BEHAVIORAL SCIENCES	1	74,938	4	23,800	41	1,419,259	43	2,298,710
SOCIAL WORK	4	(124,147)	3	(74,253)	25	2,762,039	28	3,018,023
VP/ACADEMIC AFFAIRS	1	33,709	0	-	18	662,992	18	978,514
VP/ADMINISTRATIVE SERVICES	0	-	0	-	1	5,700	0	-
VP/HEALTH SCIENCES	19	1,139,991	14	2,874,093	208	24,800,685	228	32,422,785
VP/RESEARCH	1	153,120	2	(37,000)	30	1,427,522	24	577,950
VP/STUDENT AFFAIRS & SERVICES	1	5,000	1	1,000	9	309,964	9	286,490
VP/UNIVERSITY RELATIONS	1	20,000	0	-	9	823,733	6	1,387,323
GRAND TOTALS	174	\$12,768,686	146	\$11,776,033	1,912	\$185,843,378	1,777	\$188,489,320

Part IV of V
Summary of Awards by College
April 2001

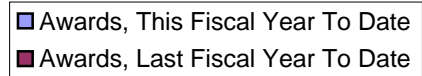
April 2001 vs. April 2000



FYTD April 2001 vs. FYTD April 2000



Awards By College, In Millions
Units of \$1M



VICE-PRESIDENT FOR RESEARCH
April 2001
Part IV of IV--GENERAL COLLEGE ACTIVITY

DATE: May 15, 2001

		April 2001		April 2000		FISCAL YEAR TO DATE (7/00-4/01)		FISCAL YEAR TO DATE (7/99-4/00)	
		<u>No.</u>	<u>Total Amt.</u>	<u>No.</u>	<u>Total Amt.</u>	<u>No.</u>	<u>Total Amt.</u>	<u>No.</u>	<u>Total Amt.</u>
ARCHITECTURE									
Proposals		0	-	0	-	4	13,700	2	29,754
Awards	Research	0	-	0	-	1	64,510	1	1,020
	Other	0	-	0	-	3	12,200	0	-
	Instruction	0	-	0	-	1	1,800	0	-
	Clinical	0	-	0	-	0	-	0	-
	Totals	0	-	0	-	5	78,510	1,020	1,020
BUSINESS									
Proposals		0	-	0	-	0	-	4	527,353
Awards	Research	0	-	0	-	5	843,286	4	482,291
	Other	0	-	0	-	0	-	0	-
	Instruction	0	-	0	-	1	(4,880)	8	100,000
	Clinical	0	-	0	-	0	-	0	-
	Totals	0	-	0	-	6	838,406	12	582,291
EDUCATION									
Proposals		1	166,072	0	-	18	7,164,610	20	6,946,506
Awards	Research	0	-	0	-	3	528,785	7	351,754
	Other	0	-	0	-	6	232,710	4	398,250
	Instruction	0	-	0	-	6	510,231	8	1,058,486
	Clinical	0	-	0	-	0	-	0	-
	Totals	0	-	0	-	15	1,271,726	19	1,808,490
ENGINEERING									
Proposals		18	9,009,345	24	10,514,473	247	132,207,895	243	106,474,559
Awards	Research	27	1,893,133	23	1,103,529	284	29,343,036	262	29,111,611
	Other	0	-	2	17,937	24	479,523	20	377,002
	Instruction	1	19,550	0	-	11	447,017	9	246,428
	Clinical	0	-	0	-	0	-	0	-
	Totals	28	1,912,683	25	1,121,466	319	30,269,576	291	29,735,041
FINE ARTS									
Proposals		0	-	0	-	1	3,000	2	810,576
Awards	Research	0	-	0	-	0	-	0	-
	Other	1	1,000	0	-	2	11,000	1	8,000
	Instruction	0	-	0	-	0	-	0	-
	Clinical	0	-	0	-	0	-	0	-
	Totals	1	1,000	0	-	2	11,000	1	8,000

		April 2001		April 2000		FISCAL YEAR TO DATE (7/00-4/01)		FISCAL YEAR TO DATE (7/99-4/00)	
		<u>No.</u>	<u>Total Amt.</u>	<u>No.</u>	<u>Total Amt.</u>	<u>No.</u>	<u>Total Amt.</u>	<u>No.</u>	<u>Total Amt.</u>
GRADUATE SCHOOL									
Proposals		2	431,696	1	30,864	2	431,696	1	30,864
Awards	Research	1	400,200	0	-	1	400,200	0	-
	Other	0	-	0	-	0	-	0	-
	Instruction	0	-	0	-	2	6,000	0	-
	Clinical	0	-	0	-	0	-	0	-
	Totals	1	400,200	0	-	3	406,200	0	-
HEALTH									
Proposals		1	2,020,986	4	380,971	19	5,833,921	18	1,673,920
Awards	Research	2	209,117	0	-	11	1,804,018	5	402,293
	Other	5	(35,083)	2	35,405	21	344,123	15	1,117,656
	Instruction	0	-	0	-	1	54,255	3	173,476
	Clinical	0	-	1	10,000	0	-	3	23,111
	Totals	7	174,034	3	45,405	33	2,202,396	26	1,716,536
HUMANITIES									
Proposals		2	29,993	0	-	13	359,378	9	1,612,139
Awards	Research	0	-	0	-	2	170,011	2	53,000
	Other	0	-	0	-	2	6,000	2	2,000
	Instruction	0	-	0	-	1	10,800	2	192,960
	Clinical	0	-	0	-	0	-	0	-
	Totals	0	-	0	-	5	186,811	6	247,960
LAW									
Proposals		0	-	0	-	0	-	0	-
Awards	Research	0	-	0	-	0	-	0	-
	Other	0	-	0	-	1	21,062	1	22,000
	Instruction	0	-	0	-	0	-	0	-
	Clinical	0	-	0	-	0	-	0	-
	Totals	0	-	0	-	1	21,062	0	22,000
MEDICINE									
Proposals		35	13,175,032	30	10,435,294	472	249,098,018	490	248,122,247
Awards	Research	37	2,571,373	34	5,203,617	513	66,100,495	419	56,319,487
	Other	9	252,997	11	180,362	80	3,363,648	92	6,610,500
	Instruction	4	535,049	1	154,440	48	3,650,854	53	4,115,153
	Clinical	20	1,499,007	16	740,985	155	10,095,689	128	9,114,122
	Totals	70	4,858,426	62	6,279,404	796	83,210,686	692	76,159,262
MINES & EARTH SCIENCES									
Proposals		5	806,032	11	9,643,758	73	22,173,919	85	27,424,253
Awards	Research	6	813,193	7	541,219	63	3,785,979	72	4,646,104
	Other	3	313,679	1	150,000	21	1,283,142	17	731,191
	Instruction	0	-	0	-	3	154,991	4	104,682
	Clinical	0	-	0	-	0	-	0	-
	Totals	9	1,126,872	8	691,219	87	5,224,112	93	5,481,977

		April 2001		April 2000		FISCAL YEAR TO DATE (7/00-4/01)		FISCAL YEAR TO DATE (7/99-4/00)	
		<u>No.</u>	<u>Total Amt.</u>	<u>No.</u>	<u>Total Amt.</u>	<u>No.</u>	<u>Total Amt.</u>	<u>No.</u>	<u>Total Amt.</u>
NURSING									
Proposals		0	-	3	217,727	6	2,845,283	19	9,621,969
Awards	Research	1	43,512	1	10,346	10	1,380,492	7	647,817
	Other	0	-	0	-	1	428,542	5	621,755
	Instruction	1	93,031	0	-	3	250,208	3	132,991
	Clinical	0	-	0	-	0	-	0	-
	Totals	2	136,543	1	10,346	14	2,059,242	15	1,402,563

PHARMACY

Proposals		4	2,720,468	4	521,043	56	25,873,646	43	37,543,366
Awards	Research	9	1,476,623	5	(217,270)	60	6,951,280	64	10,912,697
	Other	0	0	0	-	19	1,839,074	20	1,389,232
	Instruction	2	295,281	2	2,194	2	295,281	3	7,194
	Clinical	0	0	2	93,174	10	562,657	5	234,453
	Totals	11	1,771,904	9	(121,902)	91	9,648,292	92	12,543,576

SCIENCE

Proposals		10	2,234,561	13	3,692,537	145	115,737,120	147	57,730,341
Awards	Research	15	795,321	12	833,908	178	17,500,939	160	16,877,721
	Other	0	-	1	126,875	5	105,243	4	729,012
	Instruction	2	289,092	1	1,672	11	597,283	8	204,076
	Clinical	0	-	0	-	0	-	0	-
	Totals	17	1,084,413	14	962,455	194	18,203,465	172	17,810,809

SOCIAL & BEHAVIORAL SCIENCES

Proposals		4	2,288,206	1	19,884	44	15,809,743	37	10,079,214
Awards	Research	1	74,938	2	10,000	22	1,269,056	24	1,845,218
	Other	0	-	2	13,800	16	98,376	15	344,582
	Instruction	0	-	0	-	3	51,827	4	108,910
	Clinical	0	-	0	-	0	-	0	-
	Totals	1	74,938	4	23,800	41	1,419,259	43	2,298,710

SOCIAL WORK

Proposals		2	266,738	2	19,000	13	2,286,098	9	6,208,016
Awards	Research	2	(255,897)	0	-	6	44,898	11	733,913
	Other	2	131,750	1	10,000	16	916,210	3	73,600
	Instruction	0	-	2	(84,253)	3	1,800,931	14	2,210,510
	Clinical	0	-	0	-	0	-	0	-
	Totals	4	(124,147)	3	(74,253)	25	2,762,039	28	3,018,023

VP FOR ACADEMIC AFFAIRS*

Proposals		2	17,000	2	7,000	23	4,634,039	27	3,339,273
Awards	Research	0	-	0	-	1	79,214	2	60,600
	Other	0	-	0	-	14	520,069	16	917,914
	Instruction	1	33,709	0	-	3	63,709	0	-
	Clinical	0	-	0	-	0	-	0	-
	Totals	1	33,709	0	-	18	662,992	18	978,514

		April 2001		April 2000		FISCAL YEAR TO DATE (7/00-4/01)		FISCAL YEAR TO DATE (7/99-4/00)	
		<u>No.</u>	<u>Total Amt.</u>	<u>No.</u>	<u>Total Amt.</u>	<u>No.</u>	<u>Total Amt.</u>	<u>No.</u>	<u>Total Amt.</u>
VP FOR ADMINISTRATIVE SERVICES*									
Proposals		0	-	0	-	1	5,699	2	55,115
Awards	Research	0	-	0	-	0	-	0	-
	Other	0	-	0	-	1	5,700	0	-
	Instruction	0	-	0	-	0	-	0	-
	Clinical	0	-	0	-	0	-	0	-
	Totals	0	-	0	-	1	5,700	0	-
VP FOR HEALTH SCIENCES*									
Proposals		6	3,826,518	3	1,241,430	50	46,608,934	47	52,433,696
Awards	Research	17	899,991	13	2,834,715	193	23,508,080	213	31,470,617
	Other	0	-	0	-	2	435,678	4	313,500
	Instruction	0	-	1	39,378	1	25,000	2	75,378
	Clinical	2	240,000	0	-	12	831,927	9	563,290
	Totals	19	1,139,991	14	2,874,093	208	24,800,685	228	32,422,785
VP FOR RESEARCH*									
Proposals		1	153,120	0	-	8	2,616,203	4	201,061
Awards	Research	0	-	0	-	3	197,000	1	264,875
	Other	1	153,120	2	(37,000)	24	1,223,022	21	307,250
	Instruction	0	-	0	-	0	-	0	-
	Clinical	0	-	0	-	3	7,500	2	5,825
	Totals	1	153,120	2	(37,000)	30	1,427,522	24	577,950
VP FOR STUDENT AFFAIRS & SERVICES*									
Proposals		2	205,302	1	11,000	8	1,408,939	6	55,500
Awards	Research	0	-	0	-	0	-	2	25,500
	Other	1	5,000	0	-	7	66,394	4	19,000
	Instruction	0	-	1	1,000	2	243,570	3	241,990
	Clinical	0	-	0	-	0	-	0	-
	Totals	1	5,000	1	1,000	9	309,964	9	286,490
VP FOR UNIVERSITY RELATIONS*									
Proposals		1	83,731	0	-	10	4,727,222	9	2,354,451
Awards	Research	0	-	0	-	1	112,500	0	-
	Other	1	20,000	0	-	8	711,233	6	1,387,323
	Instruction	0	-	0	-	0	-	0	-
	Clinical	0	-	0	-	0	-	0	-
	Totals	1	20,000	0	-	9	823,733	6	1,387,323
Totals, Proposals		96	37,434,800	99	36,734,981	1,213	639,839,063	1,224	573,274,173
Totals, AWARDS		174	\$12,768,686	146	\$11,776,033	1,912	\$185,843,378	2,795	\$188,489,320

* Amounts for Vice-Presidents' Offices may reflect activity by Institutes, Centers & other discrete organizational entities that report directly to their cognizant Vice Presidents, rather than to a College or Graduate School.