

DATE: May 2, 2005

TO: Michael K. Young  
FROM: Raymond F. Gesteland

SUBJECT: 6-Part Monthly Activity Report

## Part I of VI--RESEARCH ACTIVITY SUMMARY

	March 2005		March 2004		FISCAL YEAR TO DATE (7/04-3/05)		FISCAL YEAR TO DATE (7/03-3/04)	
	<u>No.</u>	<u>Total Amt.</u>	<u>No.</u>	<u>Total Amt.</u>	<u>No.</u>	<u>Total Amt.</u>	<u>No.</u>	<u>Total Amt.</u>
<b>PROPOSALS*</b>	144	\$ 98,313,915	129	\$ 47,598,632	1,466	\$ 921,353,146	1,424	\$ 796,934,399
<b>AWARDS</b>								
Research	169	\$18,101,092	146	\$15,687,758	1,160	\$163,138,443	1,178	\$171,845,891
Other	30	2,627,761	35	4,318,724	341	24,867,606	306	26,051,385
Instruction	11	648,694	5	187,576	149	20,998,778	118	13,448,056
Clinical	28	1,431,326	16	1,059,711	202	9,803,432	183	10,807,722
<b>SUBTOTALS</b>	<b>238</b>	<b>22,808,873</b>	<b>202</b>	<b>21,253,769</b>	<b>1,852</b>	<b>218,808,259</b>	<b>1,785</b>	<b>222,153,054</b>
<b>Fellowships &amp;     Financial Aids</b>		266,736		156,666		16,746,558		15,288,537
<b>ALL AWARD TOTALS</b>		<b>\$ 23,075,609</b>		<b>\$ 21,410,435</b>		<b>\$ 235,554,817</b>		<b>\$ 237,441,591</b>

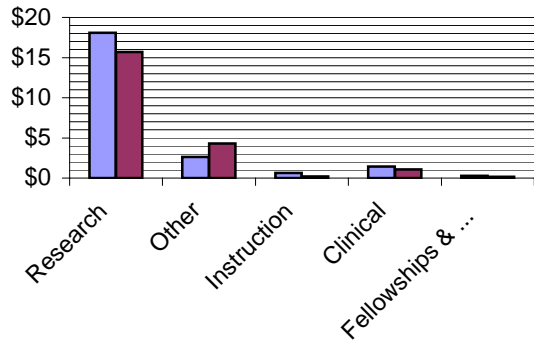
cc: Coralie Alder  
James R. Bardsley  
A. Lorris Betz  
Jeffrey R. Botkin  
Paul Brinkman  
Brent Brown  
Arnold B. Combe  
Fred C. Esplin  
John G. Francis  
Raymond F. Gesteland  
Jerry Kaplan  
Richard E. Kendell  
Elliott C. Kulakowski  
Gary D. Levy  
Nancy Lyon  
J. Michael Mattsson  
Barbara K. Nielsen  
David W. Pershing  
Ronald J. Pugmire  
Lee Siegel  
Laura Snow  
Jeffrey J. West  
Kimberly Wirthlin

Raymond F. Gesteland  
Vice-President for Research

**Part I of VI**  
**Summary of University Research Activity**  
**March 2005**

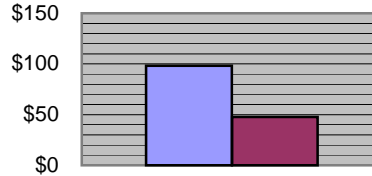
**March 2005 vs. March 2004**

**Awards, In Millions**



■ Awards This Month  
 ■ Awards, Same Month Last Year

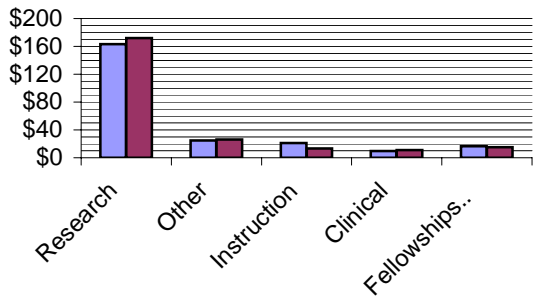
**Proposals, In Millions**



■ All Proposals, This Month  
 ■ All Proposals, Same Month Last Year

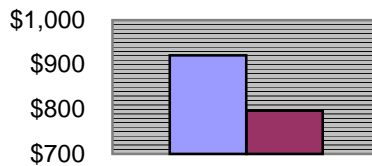
**FYTD March 2005 vs. FYTD March 2004**

**Awards, In Millions**



■ Awards, This Fiscal Year To Date  
 ■ Awards, Same Month Last Fiscal Year To Date

**Proposals, In Millions**



■ All Proposals, This Fiscal Year To Date  
 ■ All Proposals, Last Fiscal Year To Date

**VICE-PRESIDENT FOR RESEARCH**  
*March 2005*

**Part II of VI--PROPOSALS AND AWARDS OVER \$1 MILLION**

DATE: May 2, 2005

**PROPOSALS**

	<i>Department</i>	<i>Sponsor Name</i>	<i>Proposal Title</i>	<i>Start Date</i>	<i>End Date</i>	<i>Total Amount</i>
<b>College of Engineering</b>						
Lighty, Joann S	Chem & Fuels Engineering	NSF/Natl Science Fndn	Reduction Of Global Mercury Emissions From Coal-Fired Power Plants.	10/1/05	9/30/10	\$2,500,000
Solzbacher, Florian	Electr & Computer Engr	NSF/Natl Science Fndn	Development Of Technology Platform For Harsh Environment MEMS Gas Sensor Grains (S-Grains).	1/1/06	12/31/11	\$2,489,100
<b>School of Medicine</b>						
Samore, Matthew H	Internal Medicine	HHS / AHRQ (Admin on Healthcare Res & Quality)	Medical Device Research & Education Center.	7/1/05	6/30/10	\$4,000,000
Hopkins, Paul N	Internal Medicine	NIH/Natl Institutes of Health	Plasma Triglycerides, Lipoprotein Remodeling, Remnants & CAD Risk.	12/1/05	11/30/10	\$3,406,508
Cheung, Alfred K	Internal Medicine	NIH/Natl Institutes of Health	Eplerenone In Hemodialysis Patients With Heart Failure.	12/1/05	11/30/10	\$3,256,093
Cheung, Alfred K	Internal Medicine	NIH/Natl Institutes of Health	Effect Of High-Flux Dialysis On Biomarkers.	12/1/05	11/30/10	\$2,802,074
Viskochil, David H	Pediatrics	NIH/Natl Institutes of Health	Spinal Abnormalities In Neurofibromatosis Type 1.	12/1/05	11/30/10	\$2,381,703
McMahon, William M	Psychiatry	NIH/Natl Institutes of Health	Genetic Linkage Study Of GTS Prime TSA.	9/1/05	8/31/10	\$2,214,162
Zhang, Kang	Human Molec Biol & Geneti	NIH/Natl Institutes of Health	Genetics Of Angiogenesis & Proliferative Diabetic Retinopathy.	9/30/05	8/31/09	\$2,086,000
Beddhu, Srinivasan	Internal Medicine	NIH/Natl Institutes of Health	Protein Intake, Nutrition & Cardiovascular Disease In CKD Stages III-V.	9/1/05	8/31/09	\$1,872,187
Litwin, Sheldon E	Internal Medicine	NIH/Natl Institutes of Health	Mechanisms Of Diabetic Myocardial Vulnerability.	12/1/05	11/30/10	\$1,868,750
Zhang, Kang	Human Molec Biol & Geneti	deCODE Genetics	Disease Genes Contributing To Age-Related Macular Degeneration.	12/1/05	11/30/10	\$1,500,000
Magill, Michael K	Family & Preventive Med	HHS / HRSA (Hlth Rscs & Svc Admin)	Utah Model AHEC Program.	9/1/05	8/31/08	\$1,200,000

## PROPOSALS (continued)

	<i>Department</i>	<i>Sponsor Name</i>	<i>Proposal Title</i>	<i>Start Date</i>	<i>End Date</i>	<i>Total Amount</i>
<b>College of Pharmacy</b>						
Schmidt, Eric W	Medicinal Chemistry	NIH/Natl Institutes of Health	Symbiont Models For Natural Product Pathway Manipulation.	TBD	TBD	\$1,719,755
<b>College of Science</b>						
Symko, Orest G	Physics	US Army / Space Command	Thermo-Acoustic Piezo Energy Conversion (TAPEC).	4/1/05	3/31/10	\$26,599,998
Golic, Kent G	Biology	NIH/Natl Institutes of Health	Drosophila Telomere Function.	11/1/05	10/31/10	\$1,868,750
<b>College of Social &amp; Behavioral Science</b>						
Florsheim, Paul W	Psychology	NIH / Off Of Population Affairs	Adolescent Family Live (AFL) Demonstration Project.	9/30/05	9/30/10	\$1,673,662
<b>Sr VP for Academic Affairs</b>						
Brayboy, Bryan M	Off Of Assoc VP/Diversity	US Dept Edu / Off Of Indian Edu	American Indian Special Educator Program.	7/28/05	7/27/09	\$1,196,053
<b>Sr VP for Health Sciences</b>						
Burt, Randall W	Huntsman Cancer Institute	HHS / Ctrs Medicare-Medicaid	Reducing Cancer Disparities For American Indians In The Rural Intermountain West.	7/1/05	6/30/10	\$7,291,158
<b>VP For Research</b>						
Foresti,Stefano A	Ctr High Performance Comp	NSF/Natl Science Fndn	ITR - (NHS) - (Int) Interdisciplinary Information Representation (IDIR).	9/1/05	8/31/08	\$1,278,509

## AWARDS

	<i>Department</i>	<i>Sponsor Name</i>	<i>Proposal Title</i>	<i>Start Date</i>	<i>End Date</i>	<i>Total Amount</i>
<b>College of Social Work</b>						

There were no awards greater than or equal to \$1M in March 2005.

**VICE-PRESIDENT FOR RESEARCH**  
*March 2005*  
**Part III of VI--TOP 10 "OTHER" AWARDS**

DATE: May 2, 2005

	<i>Department</i>	<i>Sponsor Name</i>	<i>Title</i>	<i>Start Date</i>	<i>End Date</i>	<i>Total Amount</i>
Brittain, Jack	Sch of Bus / Dean's Off	US Army / Dugway Proving Ground	Partnership Intermediary, Dugway Proving Ground / University of Utah.	3/23/05	6/30/06	\$911,000
Ries, Kristen	Internal Medicine	HHS / HRSA (Hlth Rscs & Svcs Admin)	OP Early Intervention Services With Respect To HIV Disease.	12/1/97	12/31/06	\$854,928
Chien, Chi-Bin	Neurobiology & Anatomy	NIH / Natl Ctr Res Rscs	Confocal Microscope For Core Imaging Facility.	4/1/05	3/31/06	\$446,678
Cagatay, Nilufer	Economics	Internatl Development Res	Program On Knowledge Networking & Capacity Building: Gender, Macroeconomics & International Economics II.	3/1/05	2/28/07	\$324,194
Shaub, Martha S	Environ Health & Safety	St of Utah / Dept of Public Safety (Prime US Dept Home Security)	State Homeland Security Exercise Program Grant.	2/1/05	9/30/05	\$300,000
Petersen, Michael	Utah Edu Network	US Dept of Agri / Rural Util Svc	Distance Learning & Telemedicine Grant.	9/1/04	8/31/05	\$208,899
Krahenbuhl, Melinda	Civil & Environ Engr	US Dept of Energy / Golden Office	Industrial Assessment Center.	9/1/02	11/30/06	\$158,000
Lund, Raymond	Ophthalmology	HHS / HRSA (Hlth Rscs & Svcs Admin)	Health Care & Other Facilities.	9/1/04	6/30/06	\$147,624
Joish, Vijay	Pharmacotherapy	GlaxoSmithklin e	Sulfonylureas + Avandia Vs. Sulfonylureas + Metformin.	1/10/05	11/25/05	\$137,000
Lundberg, Kelly	Psychiatry	Salt Lake County / Div Subst Abuse	Interim Group Services.	3/1/05	6/30/06	\$132,000

**VICE-PRESIDENT FOR RESEARCH**  
**March 2005**  
**Part IV of VI--AWARDS BY SPONSOR**

DATE: May 2, 2005

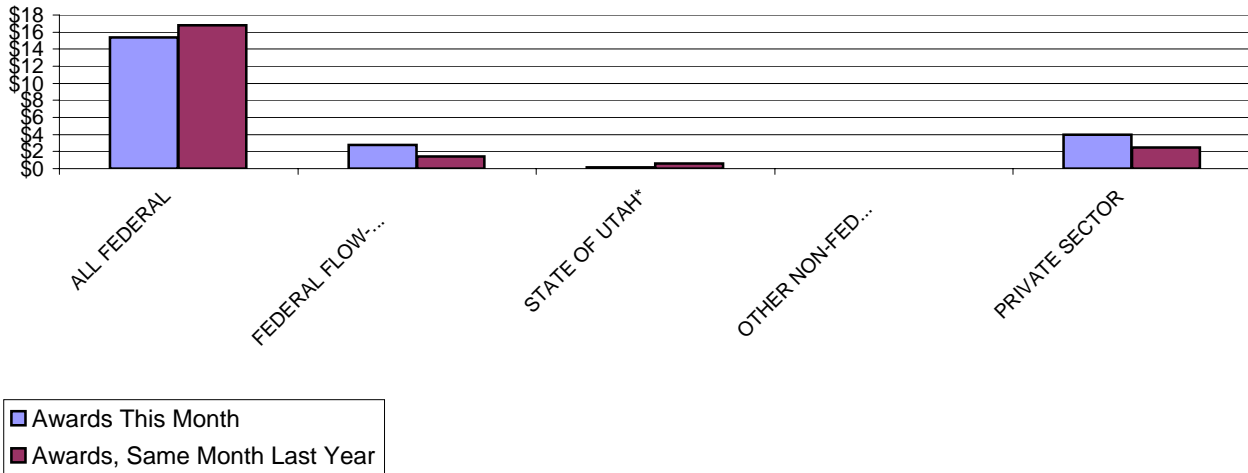
	March 2005		March 2004		FISCAL YEAR TO DATE (7/04-3/05)		FISCAL YEAR TO DATE (7/03-3/04)	
	<u>No.</u>	<u>Total Amt.</u>	<u>No.</u>	<u>Total Amt.</u>	<u>No.</u>	<u>Total Amt.</u>	<u>No.</u>	<u>Total Amt.</u>
<b>ALL FEDERAL</b>	<b>98</b>	<b>\$ 15,341,814</b>	<b>99</b>	<b>\$ 16,790,037</b>	<b>750</b>	<b>\$ 157,661,722</b>	<b>783</b>	<b>\$ 150,925,606</b>
<i>Misc. Federal Agencies</i>	1	142,229	1	288	8	1,210,855	11	2,053,321
Nat'l Aeronaut/Space Adm	2	68,144	0	-	7	365,817	14	988,893
Nat'l Endowmt/Humanities	0	-	1	40,000	1	56,203	3	67,402
Nat'l Science Foundation	12	1,284,946	14	2,754,617	86	16,933,587	126	21,594,101
US Dept of Agriculture	2	308,934	0	-	6	553,275	1	74,960
US Dept of Commerce	1	85,000	0	-	9	843,447	7	502,663
US Dept of Defense	8	1,901,306	6	320,299	34	5,043,317	32	3,806,097
US Dept of Education	2	253,588	0	-	16	2,429,259	14	2,467,312
US Dept of Energy	11	905,213	2	254,149	58	11,198,255	43	4,710,735
US Dept of the Interior	1	20,000	2	190,000	27	4,201,934	27	1,038,084
US Dept of Transportation	0	-	0	-	4	187,395	1	61,826
US Environmental Prot Agcy	0	-	0	-	18	2,838,258	11	2,235,400
US Health & Human Servs	58	10,372,454	73	13,230,684	472	111,653,772	493	111,324,812
US Veterans Admin	0	-	0	-	4	146,348	0	-
<b>FEDERAL FLOW-DOWN</b>	<b>38</b>	<b>2,763,838</b>	<b>33</b>	<b>1,388,117</b>	<b>340</b>	<b>18,394,362</b>	<b>321</b>	<b>20,060,053</b>
<b>STATE OF UTAH*</b>	<b>8</b>	<b>168,032</b>	<b>6</b>	<b>609,237</b>	<b>90</b>	<b>3,351,655</b>	<b>119</b>	<b>6,892,176</b>
<b>OTHER NON-FED GOVT.</b>	<b>4</b>	<b>595,694</b>	<b>0</b>	<b>-</b>	<b>20</b>	<b>1,092,636</b>	<b>9</b>	<b>353,061</b>
<b>PRIVATE SECTOR</b>	<b>90</b>	<b>3,939,495</b>	<b>64</b>	<b>2,466,378</b>	<b>652</b>	<b>38,307,884</b>	<b>553</b>	<b>43,922,158</b>
Commercial Sponsors	70	2,344,285	48	1,941,413	460	19,859,753	351	23,174,642
Not-For-Profit Sponsors	20	1,595,210	16	524,965	192	18,448,131	202	20,747,516
<b>GRAND TOTALS</b>	<b>238</b>	<b>\$ 22,808,873</b>	<b>202</b>	<b>\$ 21,253,769</b>	<b>1,852</b>	<b>\$ 218,808,259</b>	<b>1,785</b>	<b>\$ 222,153,054</b>

\* State of Utah prime source sponsorship only; "Federal Flow-Down" contains Federal flow-down funding through the State

## Part IV of VI Summary of Awards by Sponsor March 2005

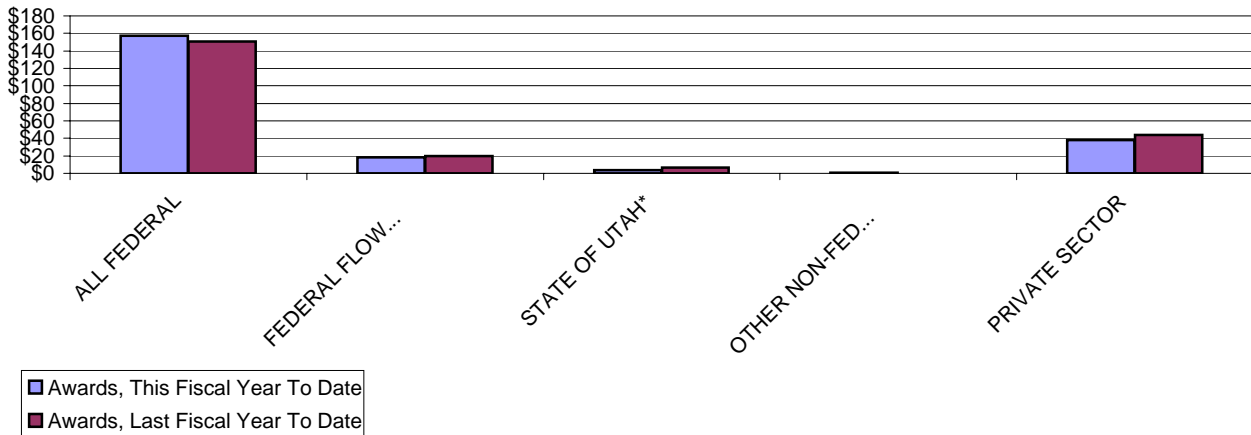
**March 2005 vs. March 2004**

**Awards, In Millions**



**FYTD March 2005 vs. FYTD March 2004**

**Awards, In Millions**



**VICE-PRESIDENT FOR RESEARCH**  
*March 2005*  
**Part V of VI--AWARDS BY COLLEGE**

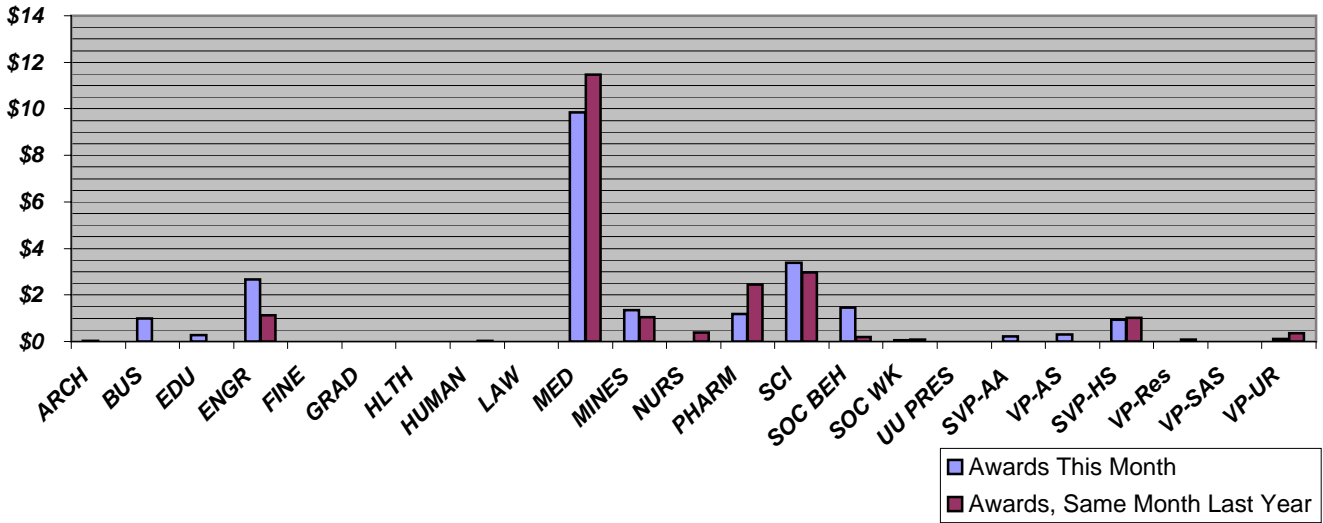
DATE: May 2, 2005

	March 2005		March 2004		FISCAL YEAR TO DATE (7/04-3/05)		FISCAL YEAR TO DATE (7/03-3/04)	
	<u>No.</u>	<u>Total Amt.</u>	<u>No.</u>	<u>Total Amt.</u>	<u>No.</u>	<u>Total Amt.</u>	<u>No.</u>	<u>Total Amt.</u>
ARCHITECTURE & PLANNING	1	36,431	0	-	5	110,976	2	516
BUSINESS	4	983,067	1	2,550	15	1,193,819	10	145,219
EDUCATION	3	263,588	0	-	16	757,118	19	2,736,442
ENGINEERING	48	2,670,051	36	1,138,642	348	30,878,755	264	28,742,357
FINE ARTS	0	-	0	-	2	3,000	0	-
GRADUATE SCHOOL	0	-	0	-	1	30,000	0	-
HEALTH	0	-	1	4,088	17	1,016,294	20	725,723
HUMANITIES	0	-	1	40,000	6	381,167	13	573,422
LAW	0	-	0	-	1	7,300	1	1,000
MEDICINE	98	9,855,605	89	11,483,022	843	101,241,148	819	104,861,006
MINES & EARTH SCIENCES	17	1,359,169	10	1,037,423	101	5,182,504	91	4,825,381
NURSING	0	-	3	393,094	17	1,570,211	23	3,235,735
PHARMACY	8	1,189,925	15	2,437,942	90	15,950,248	97	16,091,472
SCIENCE	30	3,394,863	18	2,965,907	137	20,232,259	161	23,082,754
SOCIAL & BEHAVIORAL SCIENCES	11	1,444,058	6	191,948	62	5,701,015	52	6,313,023
SOCIAL WORK	3	55,001	3	87,846	27	2,324,253	38	2,332,008
UNIVERSITY PRESIDENT	0	-	0	-	1	30,000	0	-
VP/ACADEMIC AFFAIRS	1	208,899	0	-	20	4,422,839	14	1,112,472
VP/ADMINISTRATIVE SERVICES	1	300,000	0	-	4	461,265	1	6,597
VP/HEALTH SCIENCES	9	934,231	17	1,017,258	112	24,417,355	125	24,748,435
VP/RESEARCH	1	5,000	1	83,311	10	1,688,676	17	1,414,540
VP/STUDENT AFFAIRS & SERVICES	0	-	0	-	6	478,835	9	624,295
VP/UNIVERSITY RELATIONS	3	108,985	1	370,738	11	729,222	9	580,657
<b>GRAND TOTALS</b>	<b>238</b>	<b>\$22,808,873</b>	<b>202</b>	<b>\$21,253,769</b>	<b>1,852</b>	<b>\$218,808,259</b>	<b>1,785</b>	<b>\$222,153,054</b>

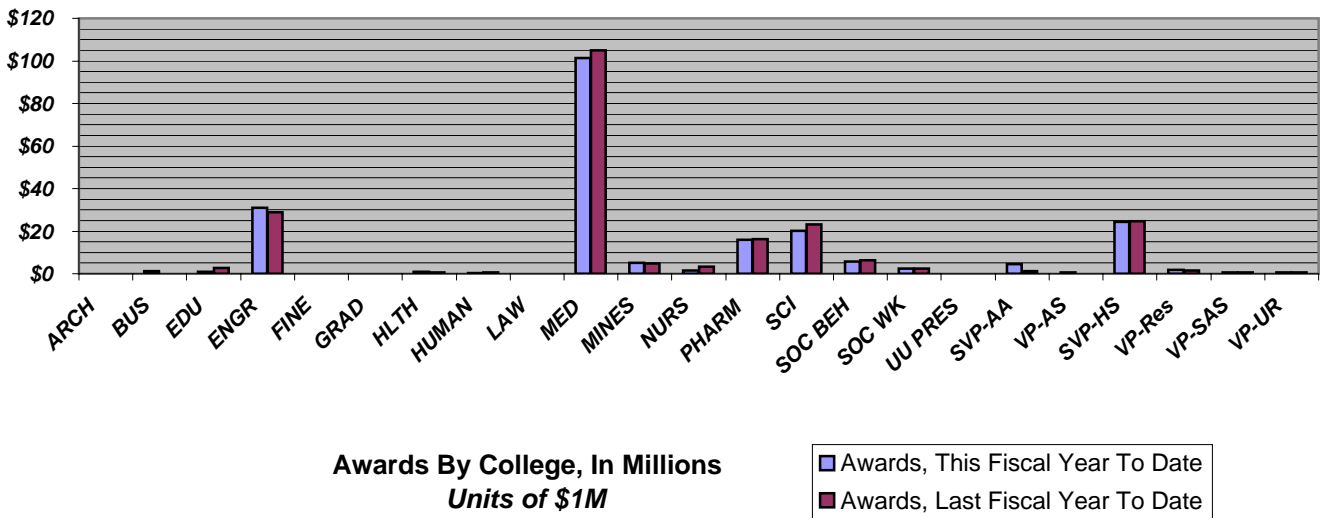


**Part V of VI**  
**Summary of Awards by College**  
**March 2005**

**March 2005 vs. March 2004**



**FYTD March 2005 vs. FYTD March 2004**



**VICE-PRESIDENT FOR RESEARCH**  
**March 2005**  
**Part VI of VI--GENERAL COLLEGE ACTIVITY**

DATE: May 2, 2005

		March 2005		March 2004		FISCAL YEAR TO DATE (7/04-3/05)		FISCAL YEAR TO DATE (7/03-3/04)	
		<u>No.</u>	<u>Total Amt.</u>	<u>No.</u>	<u>Total Amt.</u>	<u>No.</u>	<u>Total Amt.</u>	<u>No.</u>	<u>Total Amt.</u>
<b>ARCHITECTURE &amp; PLANNING</b>									
<b>Proposals</b>		0	-	0	-	6	1,144,359	1	2,500
<b>Awards</b>	Research	1	36,431	0	-	4	108,576	1	4,591
	Other	0	-	0	-	1	2,400	1	(4,075)
	Instruction	0	-	0	-	0	-	0	-
	Clinical	0	-	0	-	0	-	0	-
	<b>Totals</b>	1	36,431	0	-	5	110,976	2	516
<b>BUSINESS</b>									
<b>Proposals</b>		1	911,000	3	777,201	7	1,218,688	11	2,377,618
<b>Awards</b>	Research	2	64,567	0	-	8	189,319	5	86,119
	Other	2	918,500	1	2,550	7	1,004,500	5	59,100
	Instruction	0	-	0	-	0	-	0	-
	Clinical	0	-	0	-	0	-	0	-
	<b>Totals</b>	4	983,067	1	2,550	15	1,193,819	10	145,219
<b>EDUCATION</b>									
<b>Proposals</b>		2	541,926	4	1,892,060	14	4,330,699	20	4,996,205
<b>Awards</b>	Research	0	-	0	-	0	-	6	307,167
	Other	0	-	0	-	2	-	3	497,336
	Instruction	3	263,588	0	-	14	757,118	10	1,931,939
	Clinical	0	-	0	-	0	-	0	-
	<b>Totals</b>	3	263,588	0	-	16	757,118	19	2,736,442
<b>ENGINEERING</b>									
<b>Proposals</b>		23	9,509,482	30	14,256,459	257	111,328,317	241	131,883,924
<b>Awards</b>	Research	45	2,479,699	32	918,186	308	28,709,412	226	27,647,244
	Other	3	190,352	4	220,456	25	694,230	23	725,560
	Instruction	0	-	0	-	15	1,475,113	15	369,553
	Clinical	0	-	0	-	0	-	0	-
	<b>Totals</b>	48	2,670,051	36	1,138,642	348	30,878,755	264	28,742,357
<b>FINE ARTS</b>									
<b>Proposals</b>		0	-	0	-	4	1,190,495	1	1,500
<b>Awards</b>	Research	0	-	0	-	0	-	0	-
	Other	0	-	0	-	1	1,000	0	-
	Instruction	0	-	0	-	1	2,000	0	-
	Clinical	0	-	0	-	0	-	0	-
	<b>Totals</b>	0	-	0	-	2	3,000	0	-

		March 2005		March 2004		FISCAL YEAR TO DATE (7/04-3/05)		FISCAL YEAR TO DATE (7/03-3/04)	
		<u>No.</u>	<u>Total Amt.</u>	<u>No.</u>	<u>Total Amt.</u>	<u>No.</u>	<u>Total Amt.</u>	<u>No.</u>	<u>Total Amt.</u>
<b>GRADUATE SCHOOL</b>									
<i>Proposals</i>		0	-	0	-	1	30,000	0	-
<i>Awards</i>	Research	0	-	0	-	1	30,000	0	-
	Other	0	-	0	-	0	-	0	-
	Instruction	0	-	0	-	0	-	0	-
	Clinical	0	-	0	-	0	-	0	-
	<i>Totals</i>	0	-	0	-	1	30,000	0	-

## HEALTH

<i>Proposals</i>		4	422,149	3	1,610,088	28	2,651,631	20	6,555,564
<i>Awards</i>	Research	0	-	1	4,088	8	460,757	8	186,059
	Other	0	-	0	-	6	262,920	11	481,831
	Instruction	0	-	0	-	3	292,617	1	57,833
	Clinical	0	-	0	-	0	-	0	-
	<i>Totals</i>	0	-	1	4,088	17	1,016,294	20	725,723

## HUMANITIES

<i>Proposals</i>		3	376,222	4	831,312	18	2,498,111	21	10,643,328
<i>Awards</i>	Research	0	-	0	-	0	-	1	74,215
	Other	0	-	0	-	3	5,600	8	25,703
	Instruction	0	-	1	40,000	3	375,567	4	473,504
	Clinical	0	-	0	-	0	-	0	-
	<i>Totals</i>	0	-	1	40,000	6	381,167	13	573,422

## LAW

<i>Proposals</i>		0	-	0	-	0	-	1	1,000
<i>Awards</i>	Research	0	-	0	-	0	-	0	-
	Other	0	-	0	-	1	7,300	1	1,000
	Instruction	0	-	0	-	0	-	0	-
	Clinical	0	-	0	-	0	-	0	-
	<i>Totals</i>	0	-	0	-	1	7,300	1	1,000

## MEDICINE

<i>Proposals</i>		61	36,185,174	43	16,878,311	574	473,116,823	578	352,383,066
<i>Awards</i>	Research	52	7,605,406	59	6,908,738	441	72,216,869	485	79,496,725
	Other	14	653,096	13	3,342,397	145	8,499,542	113	7,883,909
	Instruction	6	259,642	3	141,576	74	11,932,315	62	7,655,969
	Clinical	26	1,337,461	14	1,090,311	183	8,592,422	159	9,824,403
	<i>Totals</i>	98	9,855,605	89	11,483,022	843	101,241,148	819	104,861,006

## MINES & EARTH SCIENCES

<i>Proposals</i>		3	30,000	3	1,007,609	83	23,985,021	73	16,850,699
<i>Awards</i>	Research	15	1,316,759	8	861,328	77	4,144,725	73	4,412,153
	Other	2	42,410	2	176,095	24	1,037,779	18	413,228
	Instruction	0	-	0	-	0	-	0	-
	Clinical	0	-	0	-	0	-	0	-
	<i>Totals</i>	17	1,359,169	10	1,037,423	101	5,182,504	91	4,825,381

		March 2005		March 2004		FISCAL YEAR TO DATE (7/04-3/05)		FISCAL YEAR TO DATE (7/03-3/04)	
		<u>No.</u>	<u>Total Amt.</u>	<u>No.</u>	<u>Total Amt.</u>	<u>No.</u>	<u>Total Amt.</u>	<u>No.</u>	<u>Total Amt.</u>
<b>NURSING</b>									
<i>Proposals</i>		0	-	0	-	14	10,911,300	16	11,292,549

<i>Awards</i>	Research	0	-	3	393,094	7	140,735	14	1,811,346
	Other	0	-	0	-	3	379,491	5	564,377
	Instruction	0	-	0	-	7	1,049,985	4	860,012
	Clinical	0	-	0	-	0	-	0	-
	<i>Totals</i>	0	-	3	393,094	17	1,570,211	23	3,235,735

## PHARMACY

<i>Proposals</i>		10	3,742,929	9	1,683,401	102	48,955,963	107	63,704,803
------------------	--	----	-----------	---	-----------	-----	------------	-----	------------

<i>Awards</i>	Research	5	917,728	10	2,437,942	51	12,676,622	50	8,215,246
	Other	1	102,868	5	-	27	2,533,340	40	7,433,476
	Instruction	1	124,464	0	-	4	445,979	4	268,635
	Clinical	1	44,865	0	-	8	294,307	3	174,115
	<i>Totals</i>	8	1,189,925	15	2,437,942	90	15,950,248	97	16,091,472

## SCIENCE

<i>Proposals</i>		8	29,884,244	9	3,694,283	152	112,832,026	148	94,729,963
------------------	--	---	------------	---	-----------	-----	-------------	-----	------------

<i>Awards</i>	Research	30	3,394,863	16	2,946,402	129	17,598,601	145	21,725,644
	Other	0	-	1	13,505	0	-	2	73,505
	Instruction	0	-	1	6,000	8	2,633,658	9	1,225,605
	Clinical	0	-	0	-	0	-	5	58,000
	<i>Totals</i>	30	3,394,863	18	2,965,907	137	20,232,259	161	23,082,754

## SOCIAL & BEHAVIORAL SCIENCES

<i>Proposals</i>		5	2,028,960	8	754,533	45	13,877,388	58	15,049,457
------------------	--	---	-----------	---	---------	----	------------	----	------------

<i>Awards</i>	Research	9	1,364,058	4	176,022	40	5,353,040	39	3,707,629
	Other	2	80,000	2	15,926	21	291,772	13	2,605,394
	Instruction	0	-	0	-	1	56,203	0	-
	Clinical	0	-	0	-	0	-	0	-
	<i>Totals</i>	11	1,444,058	6	191,948	62	5,701,015	52	6,313,023

## SOCIAL WORK

<i>Proposals</i>		2	247,731	1	36,000	16	3,064,292	19	5,795,430
------------------	--	---	---------	---	--------	----	-----------	----	-----------

<i>Awards</i>	Research	2	30,000	0	-	6	218,990	19	1,910,199
	Other	1	25,001	3	87,846	20	2,005,265	19	421,809
	Instruction	0	-	0	-	1	99,998	0	-
	Clinical	0	-	0	-	0	-	0	-
	<i>Totals</i>	3	55,001	3	87,846	27	2,324,253	38	2,332,008

## UNIVERSITY PRESIDENT

<i>Proposals</i>		0	-	0	-	3	444,702	0	-
------------------	--	---	---	---	---	---	---------	---	---

<i>Awards</i>	Research	0	-	0	-	0	-	0	-
	Other	0	-	0	-	1	30,000	0	-
	Instruction	0	-	0	-	0	-	0	-
	Clinical	0	-	0	-	0	-	0	-
	<i>Totals</i>	0	-	0	-	1	30,000	0	-

	March 2005		March 2004		FISCAL YEAR TO DATE (7/04-3/05)		FISCAL YEAR TO DATE (7/03-3/04)	
	<u>No.</u>	<u>Total Amt.</u>	<u>No.</u>	<u>Total Amt.</u>	<u>No.</u>	<u>Total Amt.</u>	<u>No.</u>	<u>Total Amt.</u>
<b>SR VP FOR ACADEMIC AFFAIRS*</b>								
<i>Proposals</i>	5	2,257,193	2	232,832	28	18,696,470	9	3,797,325

<i>Awards</i>	Research	0	-	0	-	1	18,250	5	61,000
	Other	1	208,899	0	-	13	3,368,570	8	902,413
	Instruction	0	-	0	-	6	1,036,019	1	149,059
	Clinical	0	-	0	-	0	-	0	-
	<i>Totals</i>	1	208,899	0	-	20	4,422,839	14	1,112,472

**VP FOR ADMINISTRATIVE SERVICES\***

<i>Proposals</i>	2	1,119,614	0	-	4	1,350,281	1	7,330
------------------	---	-----------	---	---	---	-----------	---	-------

<i>Awards</i>	Research	0	-	0	-	0	-	0	-
	Other	1	300,000	0	-	4	461,265	1	6,597
	Instruction	0	-	0	-	0	-	0	-
	Clinical	0	-	0	-	0	-	0	-
	<i>Totals</i>	1	300,000	0	-	4	461,265	1	6,597

**SR VP FOR HEALTH SCIENCES\***

<i>Proposals</i>	13	10,867,194	7	3,651,385	83	73,980,906	76	70,623,718
------------------	----	------------	---	-----------	----	------------	----	------------

<i>Awards</i>	Research	7	884,231	13	1,041,958	79	21,148,898	88	20,846,455
	Other	0	-	2	5,900	15	1,981,701	16	2,902,484
	Instruction	1	1,000	0	-	8	536,821	5	248,292
	Clinical	1	49,000	2	(30,600)	10	749,935	16	751,204
	<i>Totals</i>	9	934,231	17	1,017,258	112	24,417,355	125	24,748,435

**VP FOR RESEARCH\***

<i>Proposals</i>	0	-	1	83,311	12	14,475,886	7	4,305,202
------------------	---	---	---	--------	----	------------	---	-----------

<i>Awards</i>	Research	0	-	0	-	2	120,799	10	943,807
	Other	1	5,000	1	83,311	8	1,567,877	7	470,733
	Instruction	0	-	0	-	0	-	0	-
	Clinical	0	-	0	-	0	-	0	-
	<i>Totals</i>	1	5,000	1	83,311	10	1,688,676	17	1,414,540

**VP FOR STUDENT AFFAIRS & SERVICES\***

<i>Proposals</i>	2	190,097	1	189,847	5	534,694	3	241,413
------------------	---	---------	---	---------	---	---------	---	---------

<i>Awards</i>	Research	0	-	0	-	0	-	2	375,159
	Other	0	-	0	-	4	173,450	4	41,481
	Instruction	0	-	0	-	2	305,385	3	207,655
	Clinical	0	-	0	-	0	-	0	-
	<i>Totals</i>	0	-	0	-	6	478,835	9	624,295

**VP FOR UNIVERSITY RELATIONS\***

<i>Proposals</i>	0	-	1	20,000	10	735,094	13	1,691,805
------------------	---	---	---	--------	----	---------	----	-----------

<i>Awards</i>	Research	1	7,350	0	-	1	7,350	1	35,133
	Other	2	101,635	1	370,738	10	721,872	8	545,524
	Instruction	0	-	0	-	0	-	0	-
	Clinical	0	-	0	-	0	-	0	-
	<i>Totals</i>	3	108,985	1	370,738	11	729,222	9	580,657

	March 2005		March 2004		FISCAL YEAR TO DATE (7/04-3/05)		FISCAL YEAR TO DATE (7/03-3/04)	
	<u>No.</u>	<u>Total Amt.</u>	<u>No.</u>	<u>Total Amt.</u>	<u>No.</u>	<u>Total Amt.</u>	<u>No.</u>	<u>Total Amt.</u>
<b>Totals, Proposals</b>	144	\$98,313,915	129	\$47,598,632	1,466	\$921,353,146	1,424	\$796,934,399
<b><u>Totals, AWARDS</u></b>	238	\$22,808,873	202	\$21,253,769	1,852	\$218,808,259	1,785	\$222,153,054

*\* Amounts for Vice-Presidents' Offices may reflect activity by Institutes, Centers & other discrete organizational entities that report directly to their cognizant Vice Presidents, rather than to a College or Graduate School.*