

DATE: March 20, 2003

TO: J. Bernard Machen
 FROM: Raymond F. Gesteland
 SUBJECT: 5-Part Monthly Activity Report

Part I of V--RESEARCH ACTIVITY SUMMARY

	February 2003		February 2002		FISCAL YEAR TO DATE (7/02-2/03)		FISCAL YEAR TO DATE (7/01-2/02)	
	No.	Total Amt.	No.	Total Amt.	No.	Total Amt.	No.	Total Amt.
PROPOSALS*	171	\$ 123,543,209	138	\$ 104,832,026	1102	\$ 658,654,620	1088	\$ 577,503,947
AWARDS								
Research	108	\$13,004,751	82	\$10,412,859	1,082	\$148,447,842	1,079	\$138,454,733
Other	22	2,071,151	27	2,554,760	296	22,151,495	226	17,835,427
Instruction	5	485,376	19	473,018	73	7,360,803	112	7,702,578
Clinical	13	557,911	12	2,313,794	87	9,289,900	124	10,601,941
SUBTOTALS	148	16,119,189	140	15,754,431	1,538	187,250,040	1,541	174,594,679
Fellowships & Financial Aids		105,064		1,361,960		14,378,387		12,695,674
ALL AWARD TOTALS		\$ 16,224,253		\$ 17,116,391		\$ 201,628,427		\$ 187,290,353

cc: Coralie Alder
 A. Lorris Betz
 Vincent Bogdanski
 Paul Brinkman
 Jayne Carney
 Arnold B. Combe
 Fred C. Esplin
 Cecelia H. Foxley
 John G. Francis
 Raymond F. Gesteland
 Peter L. Goss
 W. Ralph Hardy
 Jerry Kaplan
 Nancy Lyon
 J. Michael Mattsson
 Barbara K. Nielsen
 David W. Pershing
 Ronald J. Pugmire
 Lee Siegel
 Amy Sikalis
 Laura Snow
 Kimberly Wirthlin

Raymond F. Gesteland
 Vice-President for Research

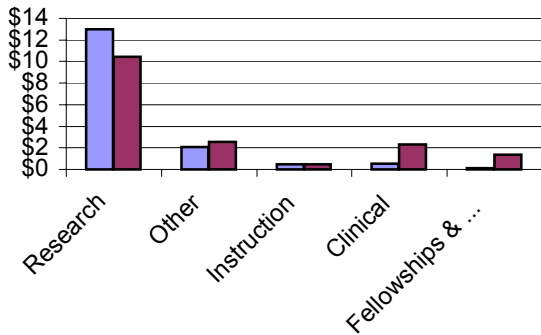
Part I of V

Summary of University Research Activity

February 2003

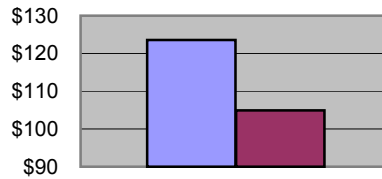
February 2003 vs. February 2002

Awards, In Millions



■ Awards This Month
■ Awards, Same Month Last Year

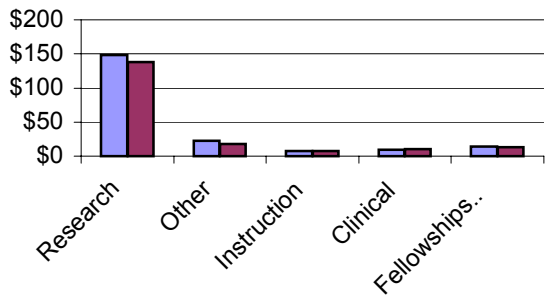
Proposals, In Millions



■ All Proposals, This Month
■ All Proposals, Same Month Last Year

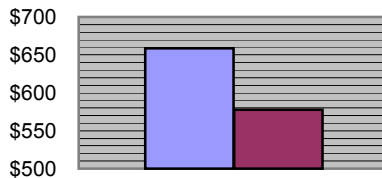
FYTD February 2003 vs. FYTD February 2002

Awards, In Millions



■ Awards, This Fiscal Year To Date
■ Awards, Same Month Last Fiscal Year To Date

Proposals, In Millions



■ All Proposals, This Fiscal Year To Date
■ All Proposals, Last Fiscal Year To Date

VICE-PRESIDENT FOR RESEARCH

February 2003

Part II of V--PROPOSALS AND AWARDS OVER \$2 MILLION

DATE: March 20, 2003

PROPOSALS

	<i>Department</i>	<i>Sponsor Name</i>	<i>Proposal Title</i>	<i>Start</i>	<i>End Date</i>	<i>Total Amount</i>
Engineering						
Weiss,Jeffrey A	Bioengineering	PHS/Public Health Service/NIBIB/Biomed IMAG/Engin	Angiogenesis And The Extracellular Matrix.	7/1/03	6/30/08	\$2,076,502
McMurtry,Patrick A	Mechanical Engineering	NSF/Natl Science Fndn	Engineering Investigation Environments For Education & Research.	9/1/03	8/31/08	\$2,691,057
Davis,Alan L	School Of Computing	NSF/Natl Science Fndn	ITR Collaborative Research: Composable Power Efficient Architectures: Perceptive, Secure & Mobile.	6/1/03	6/1/09	\$2,579,183
Henderson,Thomas C	School Of Computing	NSF/Natl Science Fndn	ITR: Smart Sensor Networks. NSF Ann 02-168.	6/15/03	6/15/06	\$2,728,242
Medicine						
Chapman,C Richard	Anesthesiology	PHS/Public Health Service/Natl Cancer Institute	Improving Measurement Of Acute Pain. NIH PA-02-072.	12/1/03	11/30/08	\$3,322,976
Capecchi,Mario R	Human Genetics	PHS/Public Health Service	Development & Deformities Of The Mammalian Limb	12/1/03	11/30/08	\$2,208,199
Cannon-Albright,Lisa	Medical Informatics	PHS/Public Health Service	Mapping Intracranial Aneurysm Susceptibility Loci.	12/1/03	11/30/08	\$2,643,160
Parker,Dennis L	Radiology	PHS/Public Health Service/Natl Bioimaging.	Development Of A Web-Based Grid Computing Environment For Research & Education In Computational Science & Engineering.	9/1/03	8/31/07	\$3,999,461
Nursing						
Menon,Usha	Nursing	PHS/Public Health Service	Increasing CRC Screening In Primary Care Settings.	12/1/03	11/30/08	\$2,684,360
Pharmacy						
Barrows,Louis R	Pharmacology & Toxicology	PHS/Public Health Service	Conservation & Sustainable Use Of Biodiversity In PNG. RFA TW-03-004.	9/1/03	8/31/08	\$3,983,316
Science						
Truong,Thanh N	Chemistry	NSF/Natl Science Fndn	Development Of A Web-Based Grid Computing Environment For Research & Education In Computational Science & Engineering.	9/1/03	8/31/07	\$3,999,461
VP/Health Sciences						
Burt,Randall W	Huntsman Cancer Inst	PHS/Public Health Service	Molecular & Clinical Approaches To Colon Cancer Precursors.	9/1/03	8/31/08	\$13,413,284
Smith,Ken R	Huntsman Cancer Inst	PHS/Public Health Service	The Utah Study Of Fertility, Longevity & Aging.	12/1/03	11/30/08	\$5,386,626
VP/Research						
Foresti,Stefano	Ctr High Performance Comp	NSF/Natl Science Fndn	ITR:Inter-Disciplinary Information Respresentation (IDIR). NSF Ann 02-168.	9/1/03	8/31/08	\$3,996,678

AWARDS

	<i>Department</i>	<i>Sponsor Name</i>	<i>Proposal Title</i>	<i>Start</i>	<i>End Date</i>	<i>Total Amount</i>
--	-------------------	---------------------	-----------------------	--------------	-----------------	---------------------

There were no awards over \$2 million in February, 2003.

VICE-PRESIDENT FOR RESEARCH
February 2003
Part III of V--AWARDS BY SPONSOR

DATE: March 20, 2003

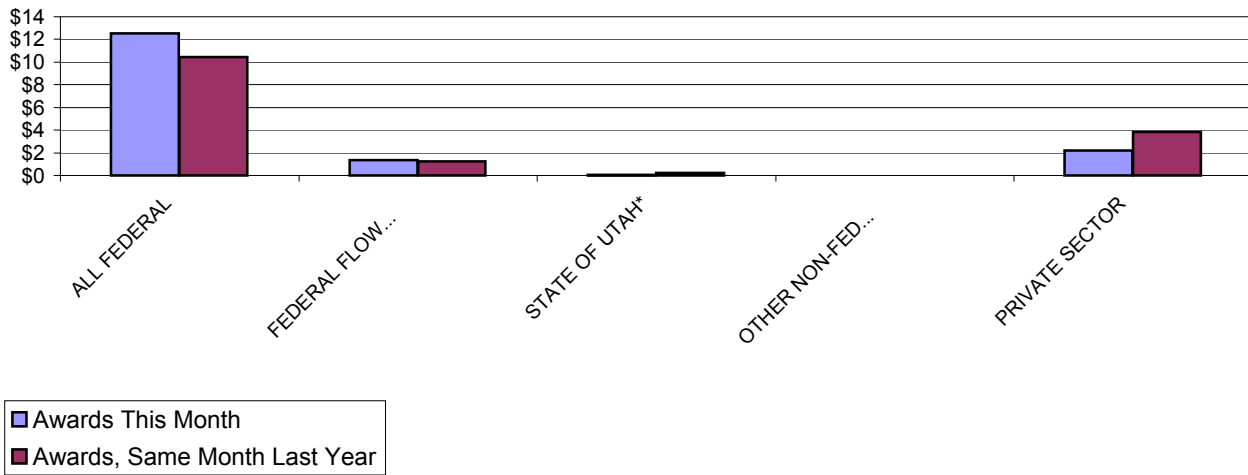
	February 2003		February 2002		FISCAL YEAR TO DATE (7/02-2/03)		FISCAL YEAR TO DATE (7/01-2/02)	
	<u>No.</u>	<u>Total Amt.</u>	<u>No.</u>	<u>Total Amt.</u>	<u>No.</u>	<u>Total Amt.</u>	<u>No.</u>	<u>Total Amt.</u>
ALL FEDERAL	64	\$ 12,560,372	67	\$ 10,450,920	684	\$ 125,781,685	636	\$ 114,226,776
<i>Misc. Federal Agencies</i>	1	250,000	1	24,990	8	1,184,292	11	1,364,898
Nat'l Aeronaut/Space Adm	5	293,635	2	126,186	17	1,008,581	19	1,227,968
Nat'l Endowmt/Humanitie	0	-	0	-	1	107,331	2	29,993
Nat'l Science Foundation	8	1,786,395	6	979,608	102	16,491,271	94	12,038,813
US Dept of Agriculture	0	-	0	-	1	134,510	3	363,530
US Dept of Commerce	0	-	0	-	7	248,466	4	206,319
US Dept of Defense	5	1,163,872	8	803,728	36	3,880,380	34	3,694,340
US Dept of Education	0	-	0	-	11	2,127,121	15	2,375,670
US Dept of Energy	3	188,836	3	297,989	57	6,493,636	54	7,390,958
US Dept of the Interior	1	12,400	2	451,542	25	1,355,189	16	984,526
US Dept of Transportation	0	-	0	-	0	-	5	216,348
US Environmental Prot Agc	0	-	0	-	2	100,000	1	5,000
US Health & Human Servs	41	8,865,234	45	7,766,877	417	92,650,908	378	84,328,413
US Veterans Admin	0	-	0	-	0	-	0	-
FEDERAL FLOW-DOWN	23	1,327,812	18	1,266,978	251	12,991,261	234	11,603,848
STATE OF UTAH*	4	55,379	3	199,118	95	6,505,846	113	6,221,454
OTHER NON-FED GOVT.	0	-	1	23,794	7	176,149	9	187,047
PRIVATE SECTOR	57	2,175,626	51	3,813,621	501	41,795,099	549	42,355,554
Commercial Sponsors	37	1,648,432	27	2,742,887	297	18,767,950	298	18,167,705
Not-For-Profit Sponsors	20	527,194	24	1,070,734	204	23,027,149	251	24,187,849
GRAND TOTALS	148	\$ 16,119,189	140	\$ 15,754,431	1,538	\$ 187,250,040	1,541	\$ 174,594,679

* State of Utah direct and prime flow-down sponsorship

Part III of V Summary of Awards by Sponsor February 2003

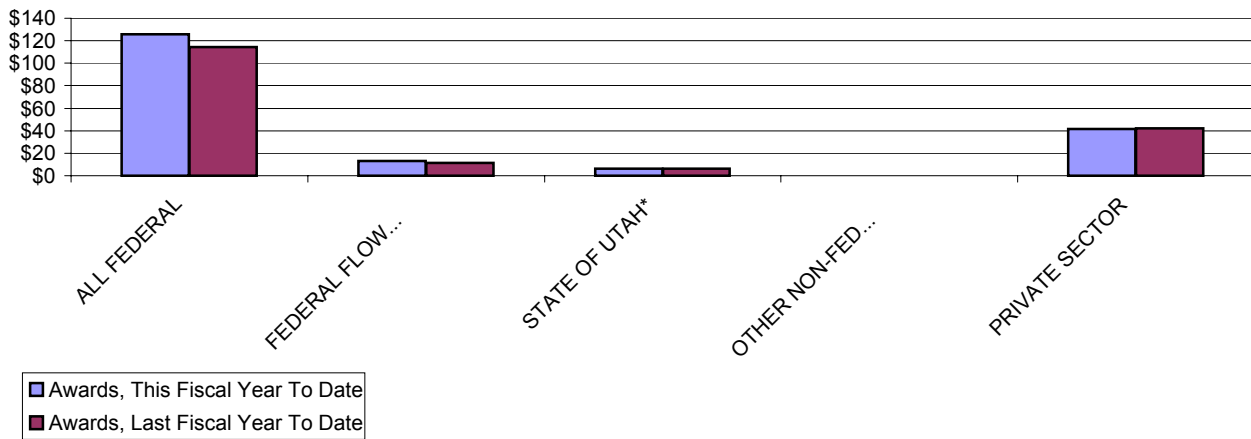
February 2003 vs. February 2002

Awards, In Millions



FYTD February 2003 vs. FYTD February 2002

Awards, In Millions



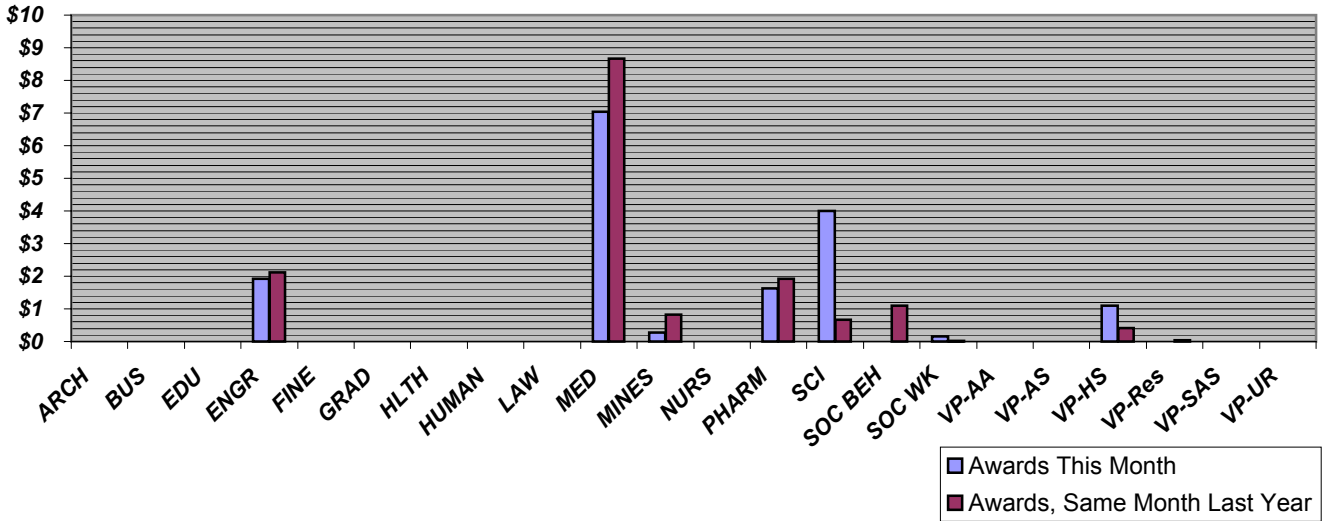
VICE-PRESIDENT FOR RESEARCH
February 2003
Part IV of V--AWARDS BY COLLEGE

DATE: March 20, 2003

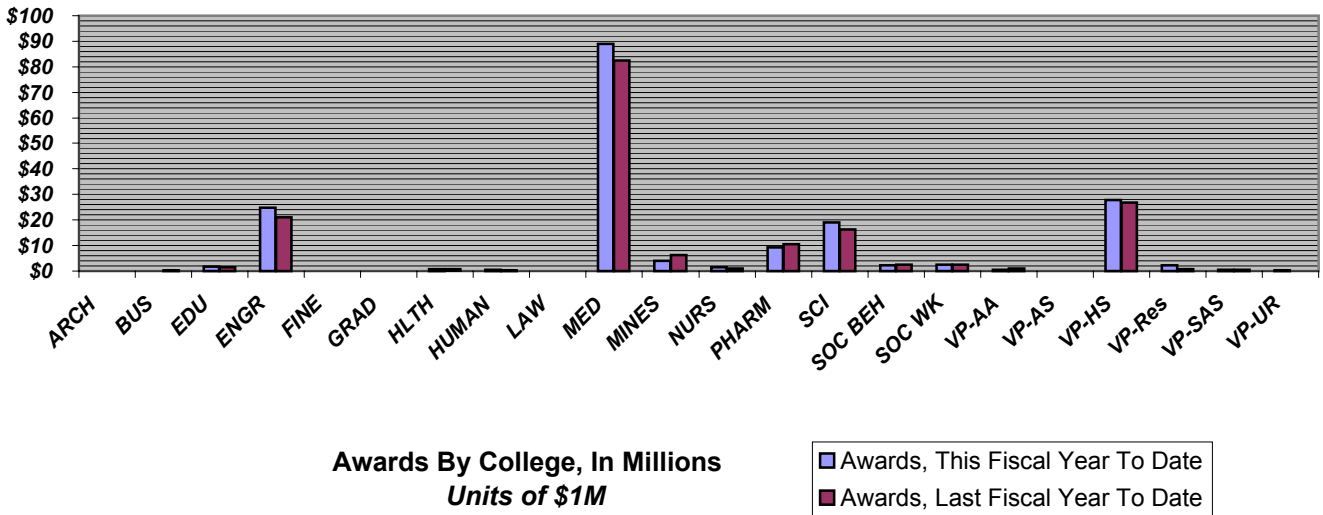
	February 2003		February 2002		FISCAL YEAR TO DATE (7/02-2/03)		FISCAL YEAR TO DATE (7/01-2/02)	
	<u>No.</u>	<u>Total Amt.</u>	<u>No.</u>	<u>Total Amt.</u>	<u>No.</u>	<u>Total Amt.</u>	<u>No.</u>	<u>Total Amt.</u>
ARCHITECTURE	0	-	0	-	3	54,008	2	9,557
BUSINESS	0	-	0	-	3	25,827	1	374,000
EDUCATION	0	-	0	-	11	1,708,007	10	1,481,910
ENGINEERING	24	1,914,267	20	2,108,310	253	24,869,810	262	20,941,370
FINE ARTS	0	-	0	-	4	56,000	2	22,000
GRADUATE SCHOOL	0	-	0	-	1	37,270	1	17,940
HEALTH	0	-	0	-	21	800,942	22	837,393
HUMANITIES	0	-	0	-	7	505,631	4	212,352
LAW	0	-	0	-	0	-	3	-
MEDICINE	68	7,033,213	78	8,661,397	651	89,020,367	632	82,420,812
MINES & EARTH SCIENCES	7	270,135	8	815,420	92	3,991,365	82	6,165,592
NURSING	0	-	1	500	10	1,527,456	14	937,732
PHARMACY	13	1,636,709	14	1,913,640	71	9,332,237	79	10,587,469
SCIENCE	22	3,998,860	5	659,434	168	19,116,276	150	16,358,733
SOCIAL & BEHAVIORAL SCIENCES	1	5,000	5	1,103,823	38	2,339,130	44	2,613,516
SOCIAL WORK	1	149,693	1	23,794	25	2,522,713	31	2,520,340
VP/ACADEMIC AFFAIRS	0	-	0	-	12	460,277	17	1,014,875
VP/ADMINISTRATIVE SERVICES	0	-	0	-	0	-	1	37,500
VP/HEALTH SCIENCES	9	1,106,312	6	420,474	136	27,739,083	157	26,865,045
VP/RESEARCH	3	5,000	2	47,639	17	2,283,414	13	650,716
VP/STUDENT AFFAIRS & SERVICES	0	-	0	-	8	615,116	8	426,827
VP/UNIVERSITY RELATIONS	0	-	0	-	7	245,111	6	99,000
GRAND TOTALS	148	\$16,119,189	140	\$15,754,431	1,538	\$187,250,040	1,541	\$174,594,679

Part IV of V Summary of Awards by College February 2003

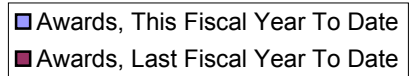
February 2003 vs. February 2002



FYTD February 2003 vs. FYTD February 2002



Awards By College, In Millions
Units of \$1M



VICE-PRESIDENT FOR RESEARCH
February 2003
Part V of V--GENERAL COLLEGE ACTIVITY

DATE: March 20, 2003

		February 2003		February 2002		FISCAL YEAR TO DATE (7/02-2/03)		FISCAL YEAR TO DATE (7/01-2/02)	
		<u>No.</u>	<u>Total Amt.</u>	<u>No.</u>	<u>Total Amt.</u>	<u>No.</u>	<u>Total Amt.</u>	<u>No.</u>	<u>Total Amt.</u>
ARCHITECTURE									
Proposals		0	-	0	-	1	2,500	2	9,557
Awards	Research	0	-	0	-	2	52,638	0	-
	Other	0	-	0	-	1	1,370	2	9,557
	Instruction	0	-	0	-	0	-	0	-
	Clinical	0	-	0	-	0	-	0	-
	Totals	0	-	0	-	3	54,008	2	9,557
BUSINESS									
Proposals		3	499,304	0	-	16	5,576,773	4	417,271
Awards	Research	0	-	0	-	1	2,000	1	374,000
	Other	0	-	0	-	2	23,827	0	-
	Instruction	0	-	0	-	0	-	0	0
	Clinical	0	-	0	-	0	-	0	-
	Totals	0	-	0	-	3	25,827	1	374,000
EDUCATION									
Proposals		6	2,031,604	2	32,581	14	4,934,599	8	2,800,997
Awards	Research	0	-	0	-	5	350,250	3	429,151
	Other	0	-	0	-	3	740,559	3	266,920
	Instruction	0	-	0	-	3	617,198	4	785,839
	Clinical	0	-	0	-	0	-	0	-
	Totals	0	0	0	-	11	1,708,007	10	1,481,910
ENGINEERING									
Proposals		32	22,538,845	24	13,785,234	197	127,666,860	184	73,021,598
Awards	Research	21	1,835,025	14	1,644,238	224	23,827,621	234	20,189,524
	Other	2	35,000	6	464,072	19	355,447	22	769,846
	Instruction	1	44,242	0	-	10	686,742	6	(18,000)
	Clinical	0	-	0	-	0	-	0	-
	Totals	24	1,914,267	20	2,108,310	253	24,869,810	262	20,941,370
FINE ARTS									
Proposals		1	199,583	0	-	3	222,043	1	22,000
Awards	Research	0	-	0	-	0	-	0	-
	Other	0	-	0	-	2	32,500	1	-
	Instruction	0	-	0	-	2	23,500	1	22,000
	Clinical	0	-	0	-	0	-	0	-
	Totals	0	-	0	-	4	56,000	2	22,000

	February 2003		February 2002		FISCAL YEAR TO DATE (7/02-2/03)		FISCAL YEAR TO DATE (7/01-2/02)	
	<u>No.</u>	<u>Total Amt.</u>	<u>No.</u>	<u>Total Amt.</u>	<u>No.</u>	<u>Total Amt.</u>	<u>No.</u>	<u>Total Amt.</u>
GRADUATE SCHOOL								
<i>Proposals</i>	1	85,205	0	-	2	122,475	1	1,406,524

<i>Awards</i>	Research	0	-	0	-	0	-	0	-
	Other	0	-	0	-	1	37,270	0	-
	Instruction	0	-	0	-	0	-	1	17,940
	Clinical	0	-	0	-	0	-	0	-
	<i>Totals</i>	0	-	0	-	1	37,270	1	17,940

HEALTH

<i>Proposals</i>	3	89,683	1	58,000	17	4,570,924	19	2,474,985
------------------	---	--------	---	--------	----	-----------	----	-----------

<i>Awards</i>	Research	0	-	0	-	9	209,908	10	349,280
	Other	0	-	0	-	11	567,034	11	452,113
	Instruction	0	-	0	-	1	24,000	1	36,000
	Clinical	0	-	0	-	0	-	0	-
	<i>Totals</i>	0	-	0	-	21	800,942	22	837,393

HUMANITIES

<i>Proposals</i>	2	7,000	5	207,718	13	1,913,217	13	1,080,005
------------------	---	-------	---	---------	----	-----------	----	-----------

<i>Awards</i>	Research	0	-	0	-	3	245,350	2	206,352
	Other	0	-	0	-	3	117,281	1	2,000
	Instruction	0	-	0	-	1	143,000	1	4,000
	Clinical	0	-	0	-	0	-	0	-
	<i>Totals</i>	0	-	0	-	7	505,631	4	212,352

LAW

<i>Proposals</i>	0	-	1	3,600	0	-	4	175,382
------------------	---	---	---	-------	---	---	---	---------

<i>Awards</i>	Research	0	-	0	-	0	-	3	-
	Other	0	-	0	-	0	-	0	-
	Instruction	0	-	0	-	0	-	0	-
	Clinical	0	-	0	-	0	-	0	-
	<i>Totals</i>	0	-	0	-	0	-	3	-

MEDICINE

<i>Proposals</i>	66	39,175,152	52	42,777,726	401	245,751,462	394	257,465,511
------------------	----	------------	----	------------	-----	-------------	-----	-------------

<i>Awards</i>	Research	41	4,640,681	41	5,077,008	420	68,301,497	386	60,584,722
	Other	12	1,575,117	9	875,882	111	9,213,847	64	7,685,677
	Instruction	3	304,730	18	496,271	43	4,208,428	76	4,349,001
	Clinical	12	512,685	10	2,212,236	77	7,296,595	106	9,801,412
	<i>Totals</i>	68	7,033,213	78	8,661,397	651	89,020,367	632	82,420,812

MINES & EARTH SCIENCES

<i>Proposals</i>	8	626,920	9	3,389,590	88	17,941,248	74	15,411,917
------------------	---	---------	---	-----------	----	------------	----	------------

<i>Awards</i>	Research	5	257,085	6	354,628	66	2,659,229	65	5,114,943
	Other	2	13,050	2	460,792	26	1,332,136	17	1,050,649
	Instruction	0	-	0	-	0	-	0	-
	Clinical	0	-	0	-	0	-	0	-
	<i>Totals</i>	7	270,135	8	815,420	92	3,991,365	82	6,165,592

		February 2003		February 2002		FISCAL YEAR TO DATE (7/02-2/03)		FISCAL YEAR TO DATE (7/01-2/02)	
		<u>No.</u>	<u>Total Amt.</u>	<u>No.</u>	<u>Total Amt.</u>	<u>No.</u>	<u>Total Amt.</u>	<u>No.</u>	<u>Total Amt.</u>
NURSING									
<i>Proposals</i>		2	2,983,360	0	-	16	12,515,634	17	8,237,637
<i>Awards</i>	Research	0	-	1	500	9	1,094,096	13	836,630
	Other	0	-	0	-	1	433,360	0	-
	Instruction	0	-	0	-	0	-	1	101,102
	Clinical	0	-	0	-	0	-	0	-
	<i>Totals</i>	0	-	1	500	10	1,527,456	14	937,732
PHARMACY									
<i>Proposals</i>		12	14,445,941	12	9,830,778	59	39,080,725	69	31,637,773
<i>Awards</i>	Research	10	1,425,696	10	1,674,171	49	7,840,427	51	8,375,551
	Other	1	29,383	2	226,440	16	1,187,907	21	2,090,818
	Instruction	1	136,404	1	(23,253)	4	196,277	2	16,747
	Clinical	1	45,226	1	36,282	2	107,626	5	104,353
	<i>Totals</i>	13	1,636,709	14	1,913,640	71	9,332,237	79	10,587,469
SCIENCE									
<i>Proposals</i>		15	13,384,061	14	26,593,493	145	98,486,086	149	106,898,634
<i>Awards</i>	Research	22	3,998,860	5	659,434	157	18,023,662	135	14,159,825
	Other	0	-	0	-	8	306,405	7	444,656
	Instruction	0	-	0	-	3	786,209	8	1,754,252
	Clinical	0	-	0	-	0	-	0	-
	<i>Totals</i>	22	3,998,860	5	659,434	168	19,116,276	150	16,358,733
SOCIAL & BEHAVIORAL SCIENCES									
<i>Proposals</i>		6	2,805,276	4	441,737	32	15,726,237	40	12,401,292
<i>Awards</i>	Research	0	-	2	653,582	26	2,127,617	30	1,998,443
	Other	1	5,000	3	450,241	11	157,446	12	541,845
	Instruction	0	-	0	-	1	54,067	2	73,228
	Clinical	0	-	0	-	0	-	0	-
	<i>Totals</i>	1	5,000	5	1,103,823	38	2,339,130	44	2,613,516
SOCIAL WORK									
<i>Proposals</i>		1	25,000	2	376,334	15	2,547,666	15	6,800,301
<i>Awards</i>	Research	0	0	0	-	4	247,262	3	118,740
	Other	1	149,693	1	23,794	21	2,275,451	26	2,252,231
	Instruction	0	-	0	-	0	-	2	149,369
	Clinical	0	-	0	-	0	-	0	-
	<i>Totals</i>	1	149,693	1	23,794	25	2,522,713	31	2,520,340
VP FOR ACADEMIC AFFAIRS*									
<i>Proposals</i>		1	3,355	1	242,728	13	1,776,948	12	5,255,826
<i>Awards</i>	Research	0	-	0	-	3	189,183	3	38,657
	Other	0	-	0	-	9	271,094	14	976,218
	Instruction	0	-	0	-	0	-	0	-
	Clinical	0	-	0	-	0	-	0	-
	<i>Totals</i>	0	-	0	-	12	460,277	17	1,014,875

	February 2003		February 2002		FISCAL YEAR TO DATE (7/02-2/03)		FISCAL YEAR TO DATE (7/01-2/02)	
	<u>No.</u>	<u>Total Amt.</u>	<u>No.</u>	<u>Total Amt.</u>	<u>No.</u>	<u>Total Amt.</u>	<u>No.</u>	<u>Total Amt.</u>
VP FOR ADMINISTRATIVE SERVICES*								
Proposals	0	-	0	-	0	-	1	37,500
Awards								
Research	0	-	0	-	0	-	0	-
Other	0	-	0	-	0	-	1	37,500
Instruction	0	-	0	-	0	-	0	-
Clinical	0	-	0	-	0	-	0	-
Totals	0	-	0	-	0	-	1	37,500
VP FOR HEALTH SCIENCES*								
Proposals	10	20,636,242	7	5,586,922	56	68,312,841	57	44,707,008
Awards								
Research	7	847,404	3	349,298	96	21,545,012	134	25,469,554
Other	2	258,908	2	5,900	30	5,102,802	9	621,897
Instruction	0	0	0	-	2	122,017	1	77,418
Clinical	0	-	1	65,276	8	969,252	13	696,176
Totals	9	1,106,312	6	420,474	136	27,739,083	157	26,865,045
VP FOR RESEARCH*								
Proposals	1	3,996,678	2	935,401	6	8,183,964	10	6,285,766
Awards								
Research	2	-	0	-	6	1,650,996	4	109,110
Other	1	5,000	2	47,639	11	632,418	9	541,606
Instruction	0	-	0	-	0	-	0	-
Clinical	0	-	0	-	0	-	0	-
Totals	3	5,000	2	47,639	17	2,283,414	13	650,716
VP FOR STUDENT AFFAIRS & SERVICES*								
Proposals	0	-	0	-	2	2,541,225	1	25,500
Awards								
Research	0	-	0	-	1	75,251	1	75,251
Other	0	-	0	-	4	40,500	2	22,894
Instruction	0	-	0	-	3	499,365	5	328,682
Clinical	0	-	0	-	0	-	0	-
Totals	0	-	0	-	8	615,116	8	426,827
VP FOR UNIVERSITY RELATIONS*								
Proposals	1	10,000	2	570,184	6	781,193	13	930,963
Awards								
Research	0	-	0	-	1	5,843	1	25,000
Other	0	-	0	-	6	239,268	4	69,000
Instruction	0	-	0	-	0	-	1	5,000
Clinical	0	-	0	-	0	-	0	-
Totals	0	-	0	-	7	245,111	6	99,000
Totals, Proposals	171	123,543,209	139	104,832,026	1,102	658,654,620	1,088	577,503,947
Totals, AWARDS	148	\$16,119,189	140	\$15,754,431	1,538	\$187,250,040	1,541	\$174,594,679

* Amounts for Vice-Presidents' Offices may reflect activity by Institutes, Centers & other discrete organizational entities that report directly to their cognizant Vice Presidents, rather than to a College or Graduate School.