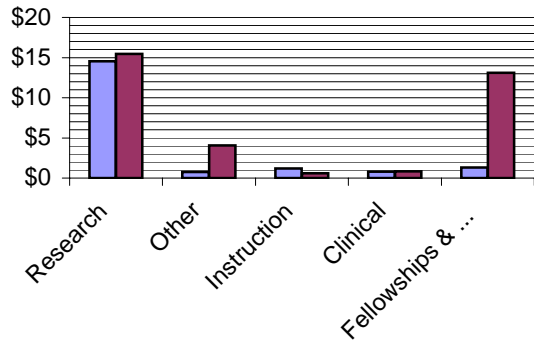


Part I of VI
Summary of University Research Activity
January 2005

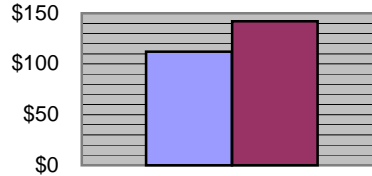
January 2005 vs. January 2004

Awards, In Millions



■ Awards This Month
 ■ Awards, Same Month Last Year

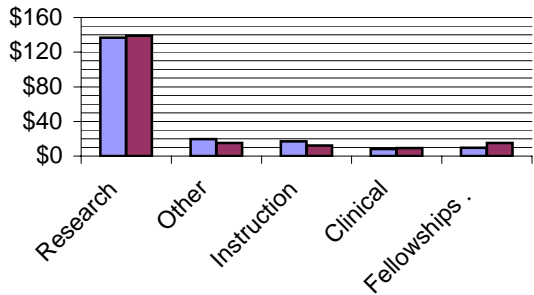
Proposals, In Millions



■ All Proposals, This Month
 ■ All Proposals, Same Month Last Year

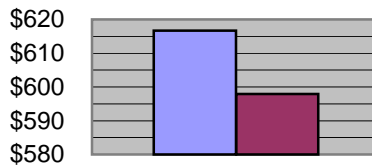
FYTD January 2005 vs. FYTD January 2004

Awards, In Millions



■ Awards, This Fiscal Year To Date
 ■ Awards, Same Month Last Fiscal Year To Date

Proposals, In Millions



■ All Proposals, This Fiscal Year To Date
 ■ All Proposals, Last Fiscal Year To Date

VICE-PRESIDENT FOR RESEARCH
January 2005

Part II of VI--PROPOSALS AND AWARDS OVER \$1 MILLION

DATE: March 14, 2005

PROPOSALS

	<i>Department</i>	<i>Sponsor Name</i>	<i>Proposal Title</i>	<i>Start Date</i>	<i>End Date</i>	<i>Total Amount</i>
College of Engineering						
Lepreau, Frank J	Computing, School Of	NSF/Natl Science Fndn	NeTS-ProWiN: Software Radio Testbeds: One Large, Many Small.	5/1/05	4/30/08	\$1,604,126
Weiss, Jeffrey A	Bioengineering	PHS/Public Health Service	Biomechanics & Cartilage Degeneration In The Dysplastic Hip.	12/1/05	11/30/09	\$1,403,805
School of Medicine						
Dean, J Michael	Pediatrics	HRSA / Matern Child Health Bureau	National EMSC Data Analysis Resource Center.	7/1/05	6/30/08	\$3,600,000
Hoidal, John R	Internal Medicine	PHS/Public Health Service	The RAGE of ALL.	12/1/05	11/30/10	\$3,129,915
Hunt, Steven C	Internal Medicine	PHS/Public Health Service	A Genome-Wide Association Study Of Severe Obesity.	12/1/05	11/30/09	\$2,282,081
Hibbs, John B	Internal Medicine	PHS/Public Health Service	Supramolecular Regulation Of Cytosolic Redox Metabolism & Nitric Oxide Synthesis.	12/1/05	11/30/10	\$2,147,990
Daynes, Raymond A	Pathology	PHS/Public Health Service	Systemic Immunization And Common Mucosal Immunity.	12/1/05	11/30/10	\$1,868,750
Elenitoba-Johnson, Kojo	Pathology	PHS/Public Health Service	Role Of IGF1R In Follicular Lymphoma Transformation.	1/1/06	12/31/10	\$1,868,750
Jensen, Peter E	Pathology	PHS/Public Health Service	Immunity To Insulin.	7/1/05	6/30/10	\$1,868,750
Jensen, Peter E	Pathology	PHS/Public Health Service	Regulation Of Antigen Processing.	7/1/05	6/30/10	\$1,868,750
Tsai, Schickwann	Internal Medicine	PHS/Public Health Service	Role Of Penumbra In Hematopoiesis And Leukemias.	12/1/05	11/30/10	\$1,868,750
Dorsky, Richard I	Neurobiology & Anatomy	PHS/Public Health Service	TCF Function In Spinal Cord Patterning.	12/1/05	11/30/10	\$1,681,875
Hill, Christopher P	Biochemistry	PHS/Public Health Service	Nucleosome Reorganizing/Remodeling Complexes.	12/1/05	11/30/10	\$1,681,875
Myszka, David G	Biochemistry	PHS/Public Health Service	Biosensor Assays To Aid In Structural Analysis Of Membrane Proteins.	9/1/05	8/31/10	\$1,681,875
Piotrowski, Tatjana	Neurobiology & Anatomy	PHS/Public Health Service	Genetics Of Glia And Neuron Development In Zebrafish.	12/1/05	11/30/10	\$1,525,445
Lim, Megan S	Pathology	PHS/Public Health Service	ALK Signaling In Human Cancer.	1/1/06	12/31/10	\$1,495,000
Shami, Paul J	Internal Medicine	PHS/Public Health Service	Nitric Oxide And Myelodysplastic Syndromes.	9/30/05	9/29/09	\$1,495,000
Gleich, Gerald J	Dermatology	PHS/Public Health Service	Prediction Of Hypersensitivity Reactions To Drugs.	9/10/05	9/9/09	\$1,480,150

PROPOSALS (continued)

	<i>Department</i>	<i>Sponsor Name</i>	<i>Proposal Title</i>	<i>Start Date</i>	<i>End Date</i>	<i>Total Amount</i>
School of Medicine (continued)						
Tsunoda, Ikuo	Neurology	PHS/Public Health Service	Is Axonal Degeneration Beneficial Or Detrimental In Two Animal Models Of MS?	12/1/05	11/30/10	\$1,467,877
Movsesian, Matthew A	Internal Medicine	PHS/Public Health Service	Cardioselective Vascular Homing Peptides And Their Receptors.	12/1/05	11/30/09	\$1,353,833
Thummel, Carl S	Human Genetics	PHS/Public Health Service	Regulation Of Xenobiotic Responses In Drosophila.	12/1/05	11/30/10	\$1,345,500
Westenskow, Dwayne R	Anesthesiology	PHS/Public Health Service	Hypercapnia Increases Patient Safety During Moderate Sedation.	12/1/05	11/30/08	\$1,298,520
Kohan, Donald E	Internal Medicine	PHS/Public Health Service	Training Program In Nephrology Research.	12/1/05	11/30/10	\$1,218,728
Lalouel, Jean-Marc	Human Genetics	PHS/Public Health Service	From QTL To Candidate Genes And Function.	12/1/05	11/30/08	\$1,121,250
Odelberg, Shannon J	Internal Medicine	Univ Of Pittsburgh (Prime US DARPA)	Mammalian Limb Restoration.	4/1/05	3/21/07	\$1,100,055
College of Nursing						
Kinney, Anita Y	Nursing	PHS/Public Health Service	Impact Of Genetic Testing For Familial Colorectal Cancer In Puerto Rico.	12/1/05	11/30/10	\$3,473,947
College of Pharmacy						
Yu, Y Bruce	Pharmaceut & Pharm Chem	PHS/Public Health Service	Multimodality Mechanosensors.	12/1/05	11/30/10	\$1,903,005
Kim, Sung-Wan	Pharmaceut & Pharm Chem	PHS/Public Health Service	Polymeric GLP-1 Gene Delivery For The Treatment Of Diabetes.	12/1/05	11/30/10	\$1,495,000
Schmidt, Eric W	Medicinal Chemistry	PHS/Public Health Service	Accessing The Unexpressed Fungal Metabolome.	1/1/05	12/31/05	\$1,121,250
Li, S Kevin	Pharmaceut & Pharm Chem	PHS/Public Health Service	Noninvasive Ocular Pharmacokinetic Study.	10/1/05	9/30/10	\$1,046,500
College of Science						
Bulaj, Grzegorz	Biology	PHS/Public Health Service	Intra- & Intermolecular Determinants Of The Oxidative Folding Of Conotoxins.	12/1/05	11/30/10	\$1,824,200
Louie, Janis	Chemistry	PHS/Public Health Service	Transition Metal Mediated Routes To Heterocycles And Carbocycles.	1/1/06	12/31/11	\$1,731,875
Simons, John P	Chemistry	PHS/Public Health Service	Mechanism For Electron Capture Dissociation.	1/1/05	12/31/05	\$1,171,256
Sr VP for Academic Affairs						
Johnson, Christopher	Sci Comput & Imag Inst	PHS/Public Health Service	Center For Integrative Biomedical Computing.	9/1/05	8/31/10	\$5,771,658
Sampson, Scott D	Utah Museum Natural Hist	NSF/Natl Science Fndn	Dinosaur Odyssey: Fossil Threads In The Web Of Life.	1/1/06	12/31/08	\$2,949,812
Tasdizen, Tolga	Sci Comput & Imag Inst	NSF/Natl Science Fndn	Large-Scale Computational Reconstruction Of Three-Dimensional Neural Connectivity From Serial-Section Microscopy.	7/1/05	6/30/09	\$1,338,557

PROPOSALS (continued)

	<i>Department</i>	<i>Sponsor Name</i>	<i>Proposal Title</i>	<i>Start Date</i>	<i>End Date</i>	<i>Total Amount</i>
<i>Sr VP for Health Sciences</i>						
Lee, Raymond	Huntsman Cancer Institute	PHS/Public Health Service	A Novel A Kinase Anchoring Protein GCP60/PAP7.	1/1/06	12/31/10	\$1,681,875
Yoshigi, Masaaki	Huntsman Cancer Institute	PHS/Public Health Service	Actin Cytoskeletal Adaptation To Mechanical Stress.	12/1/05	11/30/10	\$1,521,485

AWARDS

<i>College of Science</i>						
Jui, Charles C H	Physics	NSF/Natl Science Fndn	Proposal To Operate & Analyze Data From The High Resolution Fly'S Eye Detector (Part IV).	11/15/03	3/31/06	\$1,663,402
Olivera, Baldomero M	Biology	DHHS / NIH/ Natl Instit of Gen Med Sci	Conus Peptides And Their Receptor Targets.	1/1/93	1/31/08	\$1,574,246

VICE-PRESIDENT FOR RESEARCH
January 2005
Part III of VI--TOP 10 "OTHER" AWARDS

DATE: March 14, 2005

	<i>Department</i>	<i>Sponsor Name</i>	<i>Title</i>	<i>Start Date</i>	<i>End Date</i>	<i>Total Amount</i>
Grant, Claude W Jr	Phys Med & Rehab, Div Of	State of Utah/Dept of Human Svcs (Prime DHHS / Subst Abuse & Mental Hlth Svcs Admin)	Alcohol And Drug Abuse Clinic.	7/1/04	6/30/05	\$243,300
McElligott, Kathleen	Pediatrics	State of Utah/Dept of Health (Prime US Dept Agriculture)	WIC Program.	10/1/04	9/30/05	\$74,500
Isaacson, Alan E	Sch Bus / Dean's Office	Salt Lake County Convention & Visitors Bureau	Convention and Visitors Bureau Surveys.	1/1/03	12/31/05	\$46,000
Embley, Kenneth C	Coll Soc & Beh Sci / Dean's Office	State of Utah / Attorney General's Office	Facilitation, Leadership And Organizational Development.	1/1/04	12/31/05	\$40,000
Ring, Terry A	Chem & Fuels Engineering	WR Grace & Co	Precipitation Of Zirconia Basic Sulfate Powder Samples.	2/1/05	7/31/05	\$32,240
Olson, Lenora M	Pediatrics	State of Utah / Dept of Public Safety (Prime DHHS / Ctrs for Disease Ctl)	Utah Traffic Records Coordination.	10/1/04	9/30/05	\$30,000
Taylor, Jack	Animal Resource Center	Sentrx Surgical, Inc	[Service Agreement.]	1/1/05	12/31/05	\$29,253
Perrin, Harry J	Civil / Environmental Engr	Transcore (Prime St of Utah / Dept of Transport)	Davis And Utah Counties ATMS Evaluation.	11/1/04	3/31/05	\$25,000
Stevenson, David A	Pediatrics	Prader-Willi Assoc	Causes Of Death In Prader-Willi Syndrome.	4/1/05	3/31/06	\$9,309
Patton,W David	Col S&B Sci / Dean's Office	State of Utah / Dept of Human Services	Provide Training And/OR Organizational Interventions: Task Order #2: Instruct On Team Leadership And Development And On Public Sector Budgeting.	5/15/04	5/14/07	\$7,700

VICE-PRESIDENT FOR RESEARCH
January 2005
Part IV of VI--AWARDS BY SPONSOR

DATE: March 14, 2005

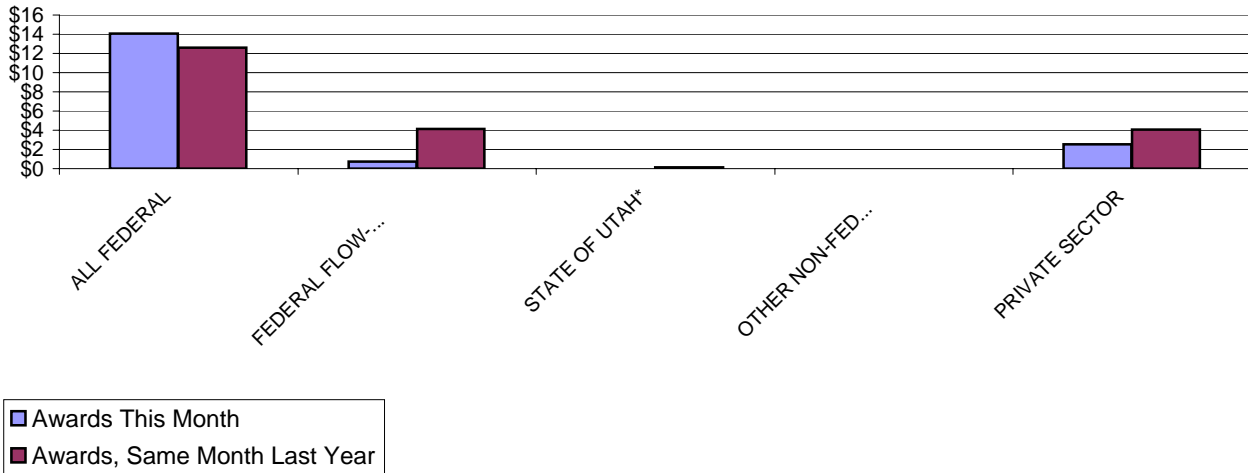
	January 2005		January 2004		FISCAL YEAR TO DATE (7/04-1/05)		FISCAL YEAR TO DATE (7/03-1/04)	
	<u>No.</u>	<u>Total Amt.</u>	<u>No.</u>	<u>Total Amt.</u>	<u>No.</u>	<u>Total Amt.</u>	<u>No.</u>	<u>Total Amt.</u>
ALL FEDERAL	68	\$ 14,057,373	75	\$ 12,573,921	598	\$ 132,665,276	604	\$ 117,747,279
<i>Misc. Federal Agencies</i>	1	112,573	0	-	6	918,627	10	2,053,033
Nat'l Aeronaut/Space Adm	1	82,123	2	38,575	5	297,673	10	381,722
Nat'l Endowmt/Humanities	0	-	1	2,898	0	-	2	27,402
Nat'l Science Foundation	10	2,499,303	14	1,432,454	67	14,210,434	102	17,803,876
US Dept of Agriculture	0	-	0	-	3	344,376	1	74,960
US Dept of Commerce	1	11,212	0	-	8	758,447	6	377,663
US Dept of Defense	2	145,301	1	350,000	22	2,726,011	21	2,315,367
US Dept of Education	1	(2,001)	0	-	14	2,175,671	14	2,467,312
US Dept of Energy	1	15,950	5	471,929	41	10,041,471	36	3,635,521
US Dept of the Interior	2	101,591	1	7,000	24	3,464,009	24	765,445
US Dept of Transportation	0	-	0	-	3	129,153	1	61,826
US Environmental Prot Agcy	0	-	0	-	18	2,838,258	11	2,235,400
US Health & Human Servs	49	11,091,321	51	10,271,065	383	94,614,798	366	85,547,752
US Veterans Admin	0	-	0	-	4	146,348	0	-
FEDERAL FLOW-DOWN	20	766,020	32	4,150,865	261	12,674,365	271	19,752,273
STATE OF UTAH*	5	(69,800)	6	101,000	80	3,164,923	103	4,984,382
OTHER NON-FED GOVT.	1	46,000	1	26,737	16	496,942	10	267,299
PRIVATE SECTOR	71	2,509,160	55	4,095,841	497	32,856,461	422	32,864,962
Commercial Sponsors	58	1,524,535	33	1,263,208	343	16,626,264	269	14,522,919
Not-For-Profit Sponsors	13	984,625	22	2,832,633	154	16,230,197	153	18,342,043
GRAND TOTALS	165	\$ 17,308,753	169	\$ 20,948,364	1,452	\$ 181,857,967	1,410	\$ 175,616,195

* State of Utah prime source sponsorship only; "Federal Flow-Down" contains Federal flow-down funding through the State

Part IV of VI Summary of Awards by Sponsor January 2005

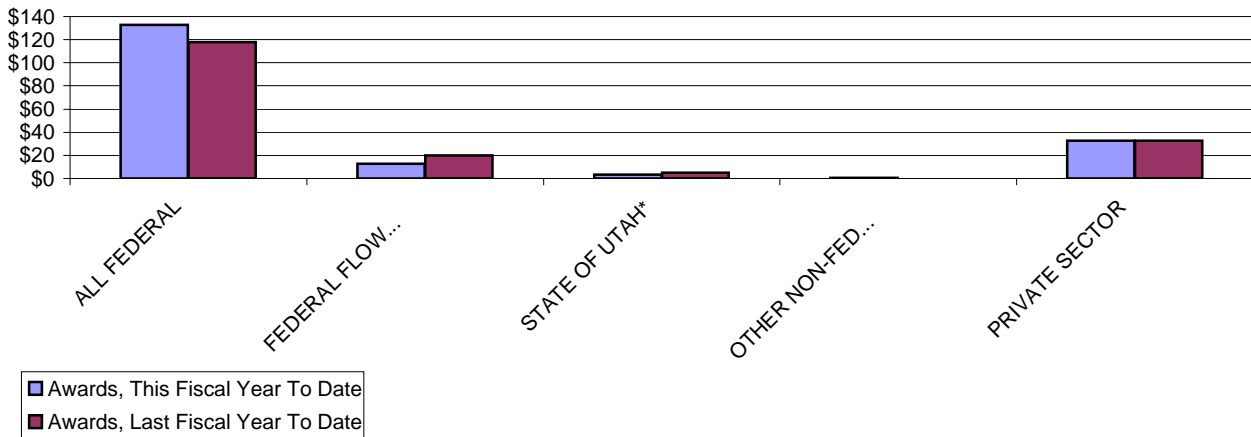
January 2005 vs. January 2004

Awards, In Millions



FYTD January 2005 vs. FYTD January 2004

Awards, In Millions



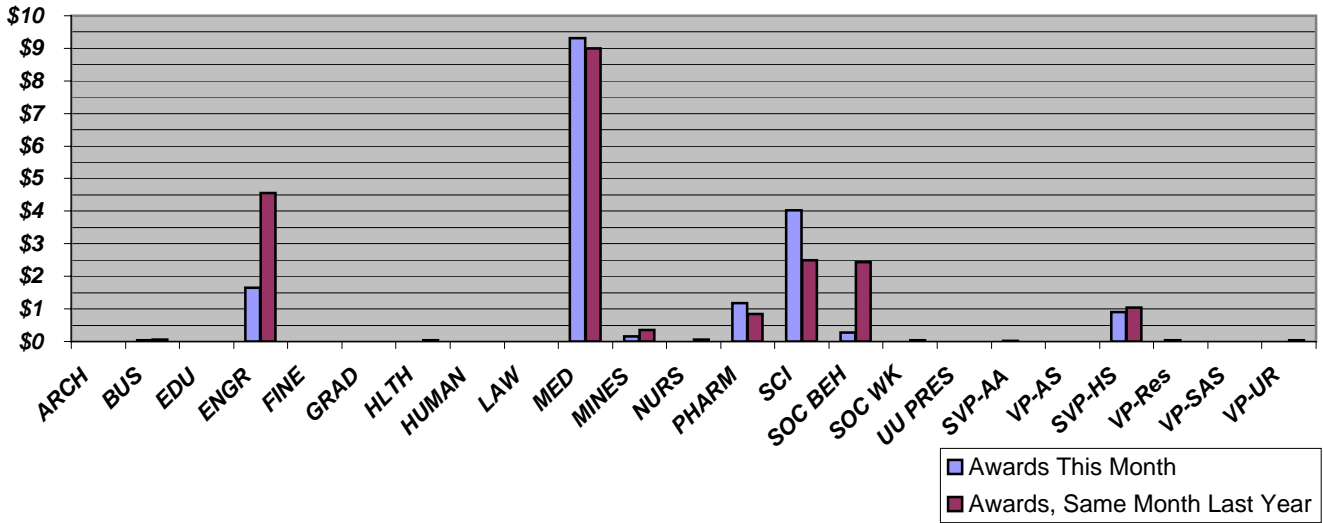
VICE-PRESIDENT FOR RESEARCH
January 2005
Part V of VI--AWARDS BY COLLEGE

DATE: March 14, 2005

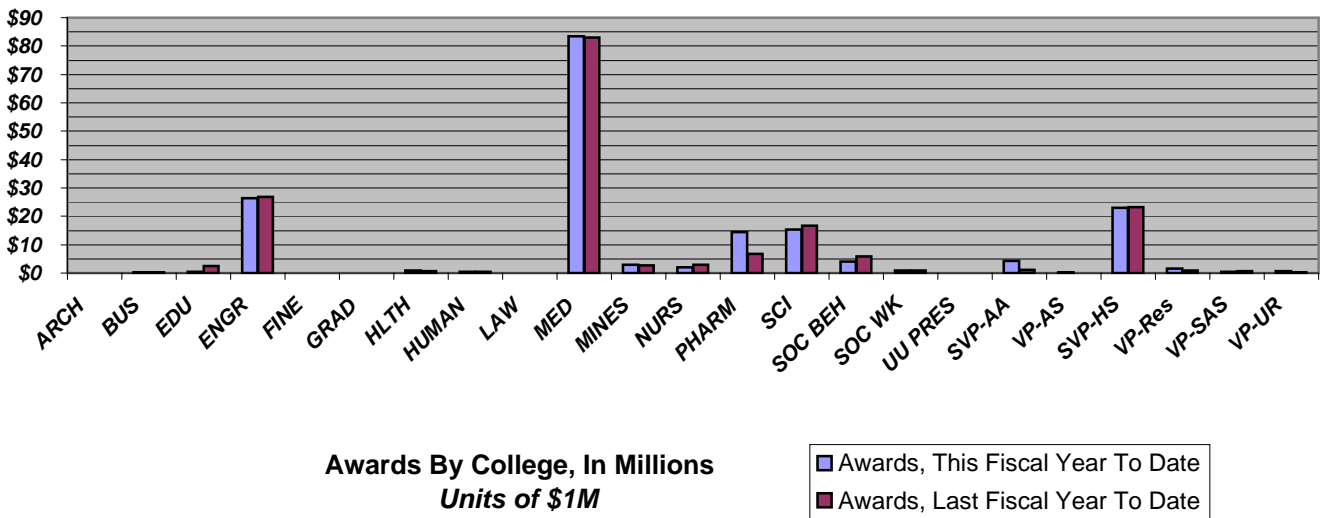
	January 2005		January 2004		FISCAL YEAR TO DATE (7/04-1/05)		FISCAL YEAR TO DATE (7/03-1/04)	
	<u>No.</u>	<u>Total Amt.</u>	<u>No.</u>	<u>Total Amt.</u>	<u>No.</u>	<u>Total Amt.</u>	<u>No.</u>	<u>Total Amt.</u>
ARCHITECTURE & PLANNING	0	-	0	-	4	74,545	3	8,481
BUSINESS	1	46,000	2	51,000	10	205,752	7	136,119
EDUCATION	1	(26,000)	0	-	9	468,530	17	2,384,288
ENGINEERING	40	1,658,043	23	4,564,240	263	26,373,201	208	26,860,971
FINE ARTS	0	-	0	-	1	1,000	0	-
GRADUATE SCHOOL	0	-	0	-	1	30,000	0	-
HEALTH	0	-	1	40,000	16	1,011,596	17	632,764
HUMANITIES	0	-	1	1,000	6	381,167	11	528,422
LAW	0	-	0	-	1	7,300	1	1,000
MEDICINE	68	9,309,640	86	9,007,690	676	83,382,278	651	83,011,952
MINES & EARTH SCIENCES	6	158,803	9	348,132	74	2,837,896	70	2,743,448
NURSING	2	(81,948)	3	56,128	14	1,918,120	20	2,842,641
PHARMACY	7	1,172,915	8	836,033	75	14,535,286	69	6,745,259
SCIENCE	20	4,031,502	18	2,497,982	93	15,239,873	123	16,772,930
SOCIAL & BEHAVIORAL SCIENCES	5	274,098	4	2,429,990	48	4,123,154	38	5,907,156
SOCIAL WORK	2	(120,400)	1	43,000	19	1,008,265	27	938,960
UNIVERSITY PRESIDENT	0	-	0	-	0	-	0	-
VP/ACADEMIC AFFAIRS	2	16,249	1	2,898	18	4,313,975	13	1,104,972
VP/ADMINISTRATIVE SERVICES	1	(60,000)	0	-	3	161,265	1	6,597
VP/HEALTH SCIENCES	7	894,598	10	1,032,247	98	23,002,016	102	23,284,792
VP/RESEARCH	2	34,253	1	8,024	9	1,683,676	15	871,229
VP/STUDENT AFFAIRS & SERVICES	0	-	0	-	6	478,835	9	624,295
VP/UNIVERSITY RELATIONS	1	1,000	1	30,000	8	620,237	8	209,919
GRAND TOTALS	165	\$17,308,753	169	\$20,948,364	1,452	\$181,857,967	1,410	\$175,616,195

Part V of VI
Summary of Awards by College
January 2005

January 2005 vs. January 2004



FYTD January 2005 vs. FYTD January 2004



VICE-PRESIDENT FOR RESEARCH
January 2005
Part VI of VI--GENERAL COLLEGE ACTIVITY

DATE: March 14, 2005

		January 2005		January 2004		FISCAL YEAR TO DATE (7/04-1/05)		FISCAL YEAR TO DATE (7/03-1/04)	
		<u>No.</u>	<u>Total Amt.</u>	<u>No.</u>	<u>Total Amt.</u>	<u>No.</u>	<u>Total Amt.</u>	<u>No.</u>	<u>Total Amt.</u>
ARCHITECTURE & PLANNING									
Proposals		0	-	0	-	6	1,144,359	2	10,465
Awards	Research	0	-	0	-	3	72,145	1	4,591
	Other	0	-	0	-	1	2,400	2	3,890
	Instruction	0	-	0	-	0	-	0	-
	Clinical	0	-	0	-	0	-	0	-
	Totals	0	-	0	-	4	74,545	3	8,481
BUSINESS									
Proposals		2	12,500	1	1,420,823	6	307,688	6	1,688,917
Awards	Research	0	-	1	5,000	6	124,752	5	86,119
	Other	1	46,000	1	46,000	4	81,000	2	50,000
	Instruction	0	-	0	-	0	-	0	-
	Clinical	0	-	0	-	0	-	0	-
	Totals	1	46,000	2	51,000	10	205,752	7	136,119
EDUCATION									
Proposals		5	470,197	2	380,086	8	1,947,855	11	2,637,883
Awards	Research	0	-	0	-	0	-	6	307,167
	Other	1	(26,000)	0	-	2	-	3	497,336
	Instruction	0	-	0	-	7	468,530	8	1,579,785
	Clinical	0	-	0	-	0	-	0	-
	Totals	1	(26,000)	0	-	9	468,530	17	2,384,288
ENGINEERING									
Proposals		28	7,684,926	39	39,130,827	198	89,617,245	168	86,257,799
Awards	Research	37	1,525,803	22	4,534,519	229	24,496,535	177	26,096,177
	Other	2	57,240	1	29,721	19	401,553	17	495,204
	Instruction	1	75,000	0	-	15	1,475,113	14	269,590
	Clinical	0	-	0	-	0	-	0	-
	Totals	40	1,658,043	23	4,564,240	263	26,373,201	208	26,860,971
FINE ARTS									
Proposals		0	-	0	-	3	1,188,495	1	1,500
Awards	Research	0	-	0	-	0	-	0	-
	Other	0	-	0	-	1	1,000	0	-
	Instruction	0	-	0	-	0	-	0	-
	Clinical	0	-	0	-	0	-	0	-
	Totals	0	-	0	-	1	1,000	0	-

		January 2005		January 2004		FISCAL YEAR TO DATE (7/04-1/05)		FISCAL YEAR TO DATE (7/03-1/04)	
		<u>No.</u>	<u>Total Amt.</u>	<u>No.</u>	<u>Total Amt.</u>	<u>No.</u>	<u>Total Amt.</u>	<u>No.</u>	<u>Total Amt.</u>
GRADUATE SCHOOL									
<i>Proposals</i>		0	-	0	-	1	30,000	0	-
<i>Awards</i>	Research	0	-	0	-	1	30,000	0	-
	Other	0	-	0	-	0	-	0	-
	Instruction	0	-	0	-	0	-	0	-
	Clinical	0	-	0	-	0	-	0	-
	<i>Totals</i>	0	-	0	-	1	30,000	0	-

HEALTH

<i>Proposals</i>		4	274,808	2	214,500	18	1,484,890	15	4,933,651
<i>Awards</i>	Research	0	-	1	40,000	8	460,757	7	181,971
	Other	0	-	0	-	5	258,222	9	392,960
	Instruction	0	-	0	-	3	292,617	1	57,833
	Clinical	0	-	0	-	0	-	0	-
	<i>Totals</i>	0	-	1	40,000	16	1,011,596	17	632,764

HUMANITIES

<i>Proposals</i>		0	-	2	395,554	12	1,965,065	16	9,807,016
<i>Awards</i>	Research	0	-	0	-	0	-	1	74,215
	Other	0	-	1	1,000	3	5,600	7	20,703
	Instruction	0	-	0	-	3	375,567	3	433,504
	Clinical	0	-	0	-	0	-	0	-
	<i>Totals</i>	0	-	1	1,000	6	381,167	11	528,422

LAW

<i>Proposals</i>		0	-	0	-	0	-	1	1,000
<i>Awards</i>	Research	0	-	0	-	0	-	0	-
	Other	0	-	0	-	1	7,300	1	1,000
	Instruction	0	-	0	-	0	-	0	-
	Clinical	0	-	0	-	0	-	0	-
	<i>Totals</i>	0	-	0	-	1	7,300	1	1,000

MEDICINE

<i>Proposals</i>		104	58,723,344	98	56,535,896	436	287,127,426	460	264,922,959
<i>Awards</i>	Research	37	7,385,528	50	6,462,008	352	60,381,454	379	63,196,305
	Other	13	542,391	14	1,388,772	120	7,524,534	95	4,441,745
	Instruction	1	768,837	7	398,508	64	8,514,386	51	7,015,066
	Clinical	17	612,884	15	758,402	140	6,961,904	126	8,358,836
	<i>Totals</i>	68	9,309,640	86	9,007,690	676	83,382,278	651	83,011,952

MINES & EARTH SCIENCES

<i>Proposals</i>		7	1,077,702	12	1,863,353	68	17,989,929	65	15,490,646
<i>Awards</i>	Research	5	58,212	8	304,770	55	2,561,434	56	2,548,194
	Other	1	100,591	1	43,362	19	276,462	14	195,254
	Instruction	0	-	0	-	0	-	0	-
	Clinical	0	-	0	-	0	-	0	-
	<i>Totals</i>	6	158,803	9	348,132	74	2,837,896	70	2,743,448

	January 2005		January 2004		FISCAL YEAR TO DATE (7/04-1/05)		FISCAL YEAR TO DATE (7/03-1/04)	
	<u>No.</u>	<u>Total Amt.</u>	<u>No.</u>	<u>Total Amt.</u>	<u>No.</u>	<u>Total Amt.</u>	<u>No.</u>	<u>Total Amt.</u>
NURSING								
<i>Proposals</i>	2	3,623,447	1	373,750	12	9,997,715	15	11,118,449

<i>Awards</i>	Research	2	(81,948)	2	19,414	4	488,644	11	1,418,252
	Other	0	-	1	36,714	3	379,491	5	564,377
	Instruction	0	-	0	-	7	1,049,985	4	860,012
	Clinical	0	-	0	-	0	-	0	-
	<i>Totals</i>	2	(81,948)	3	56,128	14	1,918,120	20	2,842,641

PHARMACY

<i>Proposals</i>	15	8,141,867	17	8,317,063	80	36,882,586	84	40,879,379
------------------	----	-----------	----	-----------	----	------------	----	------------

<i>Awards</i>	Research	5	870,198	5	477,208	43	11,615,807	36	4,933,886
	Other	1	160,624	2	219,612	23	2,284,022	27	1,400,817
	Instruction	1	142,093	1	139,213	3	321,515	4	268,635
	Clinical	0	-	0	-	6	313,942	2	141,921
	<i>Totals</i>	7	1,172,915	8	836,033	75	14,535,286	69	6,745,259

SCIENCE

<i>Proposals</i>	27	14,365,629	22	15,604,096	132	71,926,902	129	79,809,174
------------------	----	------------	----	------------	-----	------------	-----	------------

<i>Awards</i>	Research	19	3,930,751	17	2,426,417	86	12,610,215	111	15,543,656
	Other	0	-	0	-	0	-	1	60,000
	Instruction	1	100,751	1	71,565	7	2,629,658	7	1,116,274
	Clinical	0	-	0	-	0	-	4	53,000
	<i>Totals</i>	20	4,031,502	18	2,497,982	93	15,239,873	123	16,772,930

SOCIAL & BEHAVIORAL SCIENCES

<i>Proposals</i>	8	2,274,701	15	4,160,761	33	10,244,729	46	12,092,713
------------------	---	-----------	----	-----------	----	------------	----	------------

<i>Awards</i>	Research	2	268,998	2	226,250	30	3,928,982	30	3,397,658
	Other	3	5,100	2	2,203,740	18	194,172	8	2,509,498
	Instruction	0	-	0	-	0	-	0	-
	Clinical	0	-	0	-	0	-	0	-
	<i>Totals</i>	5	274,098	4	2,429,990	48	4,123,154	38	5,907,156

SOCIAL WORK

<i>Proposals</i>	0	-	2	1,404,332	12	2,787,561	13	5,644,843
------------------	---	---	---	-----------	----	-----------	----	-----------

<i>Awards</i>	Research	1	2,100	1	43,000	4	188,990	14	624,962
	Other	1	(122,500)	0	-	14	719,277	13	313,998
	Instruction	0	-	0	-	1	99,998	0	-
	Clinical	0	-	0	-	0	-	0	-
	<i>Totals</i>	2	(120,400)	1	43,000	19	1,008,265	27	938,960

UNIVERSITY PRESIDENT

<i>Proposals</i>	0	-	0	-	2	429,702	0	-
------------------	---	---	---	---	---	---------	---	---

<i>Awards</i>	Research	0	-	0	-	0	-	0	-
	Other	0	-	0	-	0	-	0	-
	Instruction	0	-	0	-	0	-	0	-
	Clinical	0	-	0	-	0	-	0	-
	<i>Totals</i>	0	-	0	-	0	-	0	-

	January 2005		January 2004		FISCAL YEAR TO DATE (7/04-1/05)		FISCAL YEAR TO DATE (7/03-1/04)	
	<u>No.</u>	<u>Total Amt.</u>	<u>No.</u>	<u>Total Amt.</u>	<u>No.</u>	<u>Total Amt.</u>	<u>No.</u>	<u>Total Amt.</u>
SR VP FOR ACADEMIC AFFAIRS*								
<i>Proposals</i>	7	11,237,271	0	-	22	16,347,611	7	3,564,493

<i>Awards</i>	Research	1	18,250	0	-	1	18,250	5	61,000
	Other	0	-	1	2,898	11	3,259,706	7	894,913
	Instruction	1	(2,001)	0	-	6	1,036,019	1	149,059
	Clinical	0	-	0	-	0	-	0	-
	<i>Totals</i>	2	16,249	1	2,898	18	4,313,975	13	1,104,972

VP FOR ADMINISTRATIVE SERVICES*

<i>Proposals</i>	0	-	0	-	2	230,667	1	7,330
------------------	---	---	---	---	---	---------	---	-------

<i>Awards</i>	Research	0	-	0	-	0	-	0	-
	Other	1	(60,000)	0	-	3	161,265	1	6,597
	Instruction	0	-	0	-	0	-	0	-
	Clinical	0	-	0	-	0	-	0	-
	<i>Totals</i>	1	(60,000)	0	-	3	161,265	1	6,597

SR VP FOR HEALTH SCIENCES*

<i>Proposals</i>	7	4,103,858	11	11,984,395	58	51,307,587	56	56,854,067
------------------	---	-----------	----	------------	----	------------	----	------------

<i>Awards</i>	Research	4	577,729	6	928,065	68	19,762,015	75	19,637,997
	Other	0	-	1	41,608	14	2,003,245	11	2,756,216
	Instruction	1	120,018	0	-	7	535,821	3	130,775
	Clinical	2	196,851	3	62,574	9	700,935	13	759,804
	<i>Totals</i>	7	894,598	10	1,032,247	98	23,002,016	102	23,284,792

VP FOR RESEARCH*

<i>Proposals</i>	1	29,253	0	-	11	13,197,377	4	873,421
------------------	---	--------	---	---	----	------------	---	---------

<i>Awards</i>	Research	0	-	0	-	2	120,799	9	483,807
	Other	2	34,253	1	8,024	7	1,562,877	6	387,422
	Instruction	0	-	0	-	0	-	0	-
	Clinical	0	-	0	-	0	-	0	-
	<i>Totals</i>	2	34,253	1	8,024	9	1,683,676	15	871,229

VP FOR STUDENT AFFAIRS & SERVICES*

<i>Proposals</i>	0	-	1	26,066	3	344,597	2	51,566
------------------	---	---	---	--------	---	---------	---	--------

<i>Awards</i>	Research	0	-	0	-	0	-	2	375,159
	Other	0	-	0	-	4	173,450	4	41,481
	Instruction	0	-	0	-	2	305,385	3	207,655
	Clinical	0	-	0	-	0	-	0	-
	<i>Totals</i>	0	-	0	-	6	478,835	9	624,295

VP FOR UNIVERSITY RELATIONS*

<i>Proposals</i>	0	-	3	323,433	6	203,105	11	1,289,333
------------------	---	---	---	---------	---	---------	----	-----------

<i>Awards</i>	Research	0	-	0	-	0	-	1	35,133
	Other	1	1,000	1	30,000	8	620,237	7	174,786
	Instruction	0	-	0	-	0	-	0	-
	Clinical	0	-	0	-	0	-	0	-
	<i>Totals</i>	1	1,000	1	30,000	8	620,237	8	209,919

	January 2005		January 2004		FISCAL YEAR TO DATE (7/04-1/05)		FISCAL YEAR TO DATE (7/03-1/04)	
	<u>No.</u>	<u>Total Amt.</u>	<u>No.</u>	<u>Total Amt.</u>	<u>No.</u>	<u>Total Amt.</u>	<u>No.</u>	<u>Total Amt.</u>
Totals, Proposals	217	\$112,019,503	228	\$142,134,935	1,129	\$616,703,091	1,113	\$597,936,604
<u>Totals, AWARDS</u>	165	\$17,308,753	169	\$20,948,364	1,452	\$181,857,967	1,410	\$175,616,195

** Amounts for Vice-Presidents' Offices may reflect activity by Institutes, Centers & other discrete organizational entities that report directly to their cognizant Vice Presidents, rather than to a College or Graduate School.*