

DATE: February 21, 2003

TO: J. Bernard Machen SUBJECT: 5-Part Monthly Activity Report
 FROM: Raymond F. Gesteland

Part I of V--RESEARCH ACTIVITY SUMMARY

	January 2003		January 2002		FISCAL YEAR TO DATE (7/02-1/03)		FISCAL YEAR TO DATE (7/01-1/02)	
	No.	Total Amt.	No.	Total Amt.	No.	Total Amt.	No.	Total Amt.
PROPOSALS*	168	\$ 143,056,986	192	\$ 98,187,524	931	\$ 535,111,411	950	\$ 472,671,921
AWARDS								
Research	122	\$11,807,735	139	\$14,763,506	974	\$135,443,091	997	\$128,041,874
Other	37	2,063,426	32	1,717,253	274	20,080,344	198	15,280,667
Instruction	9	1,633,733	5	155,188	68	6,875,427	93	7,229,560
Clinical	14	2,168,945	15	583,280	74	8,731,989	113	8,288,147
SUBTOTALS	182	17,673,839	191	17,219,227	1,390	171,130,851	1,401	158,840,248
Fellowships & Financial Aids		12,242,306		4,798,005		14,273,323		11,333,714
ALL AWARD TOTALS		\$ 29,916,145		\$ 22,017,232		\$ 185,404,174		\$ 170,173,962

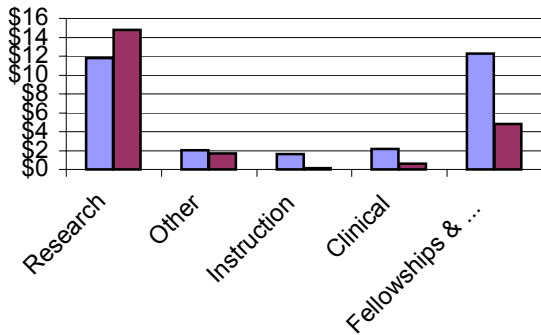
cc: Coralie Alder
 A. Lorris Betz
 Vincent Bogdanski
 Paul Brinkman
 Jayne Carney
 Arnold B. Combe
 Fred C. Esplin
 Cecelia H. Foxley
 John G. Francis
 Raymond F. Gesteland
 Peter L. Goss
 W. Ralph Hardy
 Jerry Kaplan
 Nancy Lyon
 J. Michael Mattsson
 Barbara K. Nielsen
 David W. Pershing
 Ronald J. Pugmire
 Lee Siegel
 Amy Sikalis
 Laura Snow
 Kimberly Wirthlin

 Raymond F. Gesteland
 Vice-President for Research

Part I of V Summary of University Research Activity January 2003

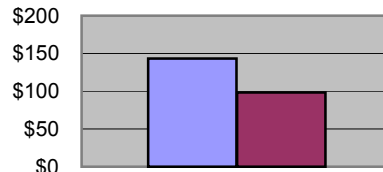
January 2003 vs. January 2002

Awards, In Millions



■ Awards This Month
■ Awards, Same Month Last Year

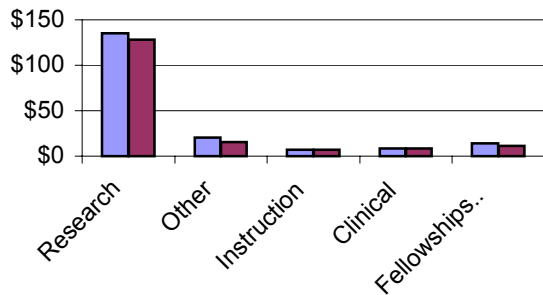
Proposals, In Millions



■ All Proposals, This Month
■ All Proposals, Same Month Last Year

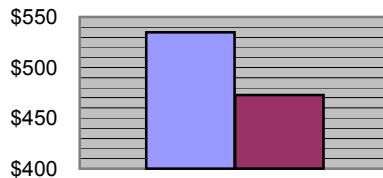
FYTD January 2003 vs. FYTD January 2002

Awards, In Millions



■ Awards, This Fiscal Year To Date
■ Awards, Same Month Last Fiscal Year To Date

Proposals, In Millions



■ All Proposals, This Fiscal Year To Date
■ All Proposals, Last Fiscal Year To Date

VICE-PRESIDENT FOR RESEARCH

January 2003

Part II of V--PROPOSALS AND AWARDS OVER \$2 MILLION

DATE: February 21, 2003

PROPOSALS

	<i>Department</i>	<i>Sponsor Name</i>	<i>Proposal Title</i>	<i>Start Date</i>	<i>End Date</i>	<i>Total Amount</i>
Engineering						
Smith, Philip J	Chem & Fuels Engineering	NSF/Natl Science Fndn	Utah School Of Stem Education.	10/1/03	9/30/08	\$17,135,026
Medicine						
Moser, Royce Jr	Family & Preventive Med	PHS/Public Health Service - Center For Disease Contrl	Occupational Safety & Health Education & Research Training Grant.	7/1/02	6/30/07	\$5,579,944
Thomas, Alun William	Medical Informatics	PHS/Public Health Service	Markov Chain Monte Carlo Methods For Linkage Analysis.	12/1/03	11/30/08	\$2,626,676
Shaddy, Robert E	Pediatrics	PHS/Public Health Service	Novel Treatments & Etiologies Of Conotruncal Defects.	1/1/04	12/31/08	\$15,664,818
Coon, Hilary H	Psychiatry	PHS/Public Health Service	Genetics Of Autism Intermediate Phenotypes.	12/1/03	11/30/08	\$2,042,584
Lainhart, Janet E	Psychiatry	PHS/Public Health Service	A Longitudinal Multimodal Neuroimaging Study Of Autism.	12/1/03	11/30/08	\$3,034,920
Parker, Dennis L	Radiology	PHS/Public Health Service - Natl Cancer Institute	An Integrated Approach To Oncologic Imaging.	7/1/03	6/30/08	\$3,725,835
Nursing						
Caserta, Michael S	Nursing	PHS/Public Health Service	Dual Process Intervention For Recently Bereaved Spouses.	1/1/04	12/30/08	\$2,916,035
Science						
Bohs, Lynn A	Biology	NSF/Natl Science Fndn	NSF 02-186. PBI:Solanum:A Worldwide Treatment.	1/1/04	12/31/08	\$4,360,008
Parkinson, John S	Biology	PHS/Prime Flow Thru - Univ Of Illinois/Chicago	Chemotaxis Glue Grant Consortium.	9/1/03	8/31/08	\$4,761,521
Keener, James P	Mathematics	NSF/Natl Science Fndn	NSF 03-2. Research Training In Mathematical & Computational Biology.	7/31/03	6/30/08	\$2,579,183
Social & Behavioral Science						
Hepner, George F	Geography	EPA/US Environ Protect Ag	Southwest Center For Environmental Research & Policy.	6/1/03	8/31/05	\$2,500,000
VP/Health Sciences						
Smith, Ken R	Huntsman Cancer Institute	PHS/Public Health Service	Utah Program On Aging And Cancer (UPAC).	9/30/03	9/29/08	\$3,609,836
VP/Research						
Pugmire, Ronald J	Off VP Research	PHS/Public Health Service - Natl Ctr Res Resources	The Gauss House: A Campus-Wide Core Facility For High Field NMR.	7/1/03	6/30/07	\$3,783,855

AWARDS

	<i>Department</i>	<i>Sponsor Name</i>	<i>Proposal Title</i>	<i>Start Date</i>	<i>End Date</i>	<i>Total Amount</i>
--	-------------------	---------------------	-----------------------	-------------------	-----------------	---------------------

There were no awards over \$2 million in January, 2003.

VICE-PRESIDENT FOR RESEARCH
January 2003
Part III of V--AWARDS BY SPONSOR

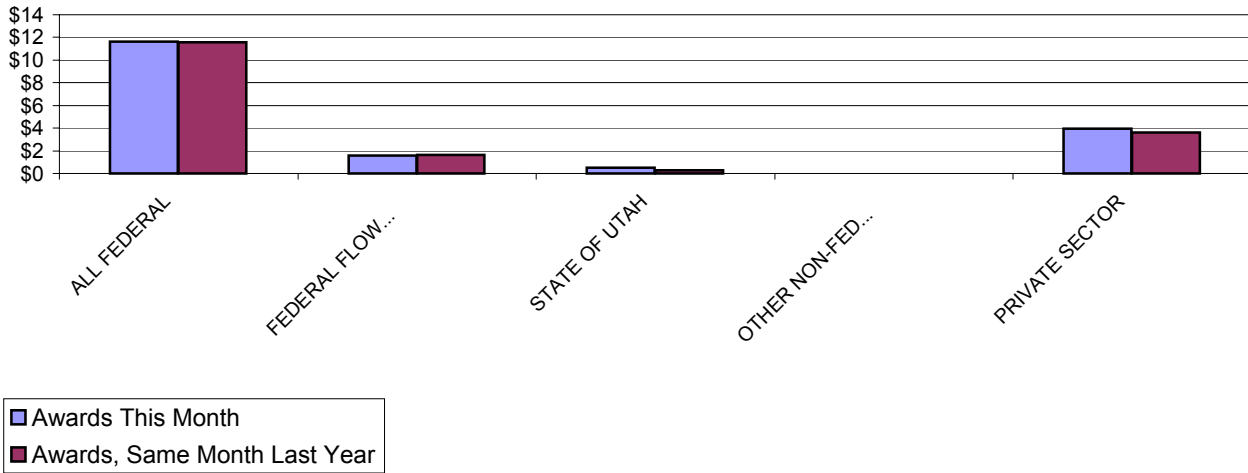
DATE: February 21, 2003

	January 2003		January 2002		FISCAL YEAR TO DATE (7/02-1/03)		FISCAL YEAR TO DATE (7/01-1/02)	
	<u>No.</u>	<u>Total Amt.</u>	<u>No.</u>	<u>Total Amt.</u>	<u>No.</u>	<u>Total Amt.</u>	<u>No.</u>	<u>Total Amt.</u>
ALL FEDERAL	80	\$ 11,624,134	75	\$ 11,594,334	622	\$ 113,362,396	570	\$ 103,883,288
<i>Misc. Federal Agencies</i>	1	7,800	0	-	7	934,292	9	1,339,908
Nat'l Aeronaut/Space Adm	5	423,054	10	507,483	12	714,946	17	1,101,782
Nat'l Endowmt/Humanitie	0	-	0	-	1	107,331	3	29,993
Nat'l Science Foundation	13	2,258,687	7	573,959	94	14,704,876	88	11,059,205
US Dept of Agriculture	0	-	0	-	1	134,510	3	363,530
US Dept of Commerce	1	11,195	0	-	7	248,466	4	206,319
US Dept of Defense	10	1,010,763	6	548,632	31	2,716,508	26	2,890,612
US Dept of Education	0	-	2	406,644	11	2,127,121	15	2,375,670
US Dept of Energy	5	921,761	11	2,294,401	54	6,304,800	51	7,092,969
US Dept of the Interior	4	578,200	0	-	24	1,342,789	14	532,984
US Dept of Transportation	0	-	2	138,845	0	-	5	216,348
US Environmental Prot Agc	0	-	0	-	2	100,000	1	5,000
US Health & Human Servs	41	6,412,674	37	7,124,370	378	83,926,757	334	76,668,968
US Veterans Admin	0	-	0	-	0	-	0	-
FEDERAL FLOW-DOWN	31	1,569,587	35	1,657,716	225	11,469,816	213	10,145,209
STATE OF UTAH	9	521,589	12	306,975	91	6,450,467	110	6,022,336
OTHER NON-FED GOVT.	1	34,367	3	19,999	7	176,149	8	163,253
PRIVATE SECTOR	61	3,924,162	66	3,640,203	445	39,672,023	500	38,626,162
Commercial Sponsors	45	3,075,969	39	1,539,402	265	17,216,986	273	15,509,047
Not-For-Profit Sponsors	16	848,193	27	2,100,801	180	22,455,037	227	23,117,115
GRAND TOTALS	182	\$ 17,673,839	191	\$ 17,219,227	1,390	\$ 171,130,851	1,401	\$ 158,840,248

Part III of V Summary of Awards by Sponsor January 2003

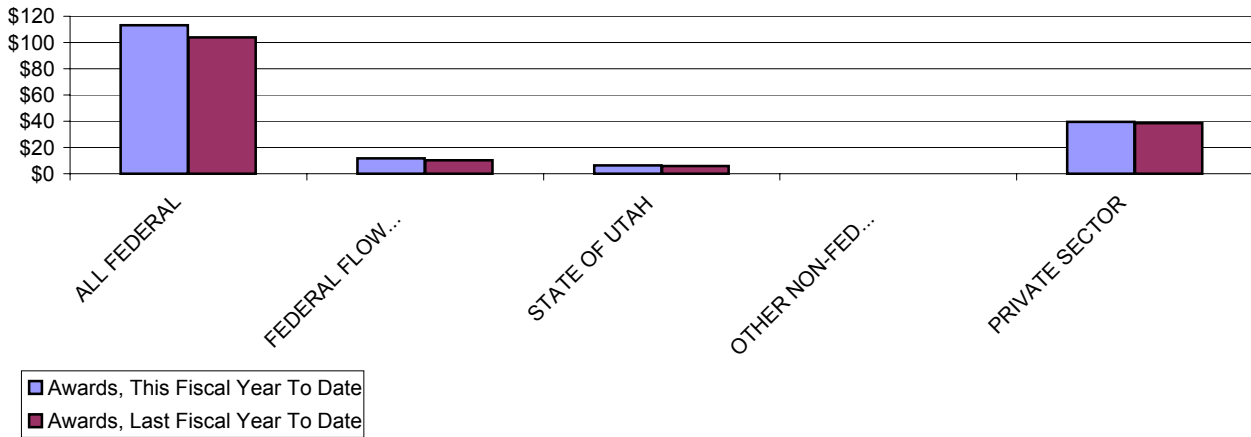
January 2003 vs. January 2002

Awards, In Millions



FYTD January 2003 vs. FYTD January 2002

Awards, In Millions



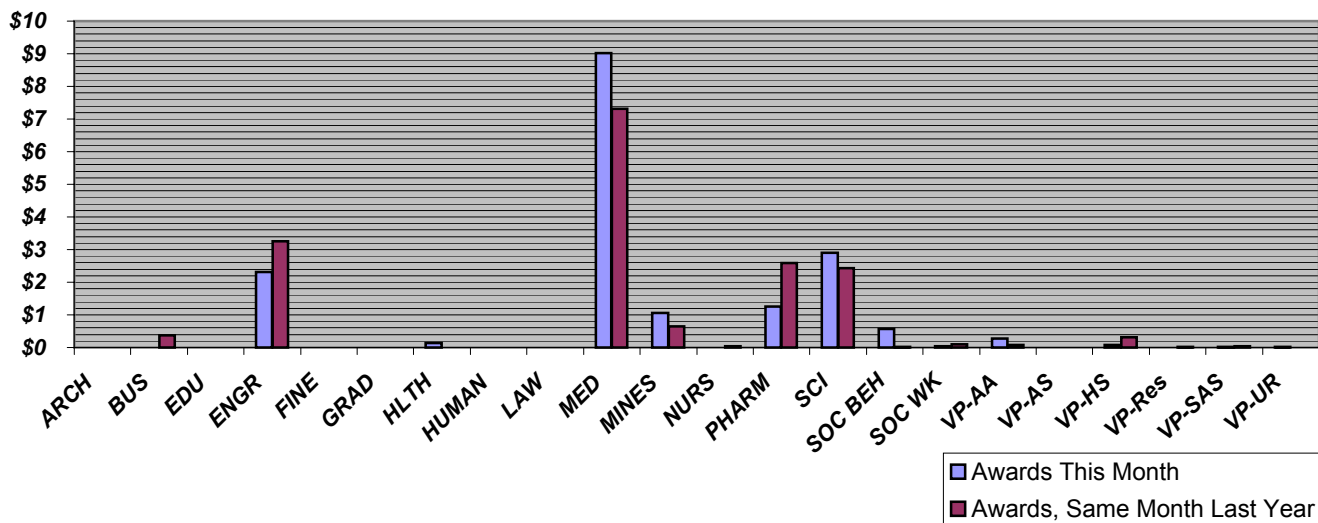
VICE-PRESIDENT FOR RESEARCH
January 2003
Part IV of V--AWARDS BY COLLEGE

DATE: February 21, 2003

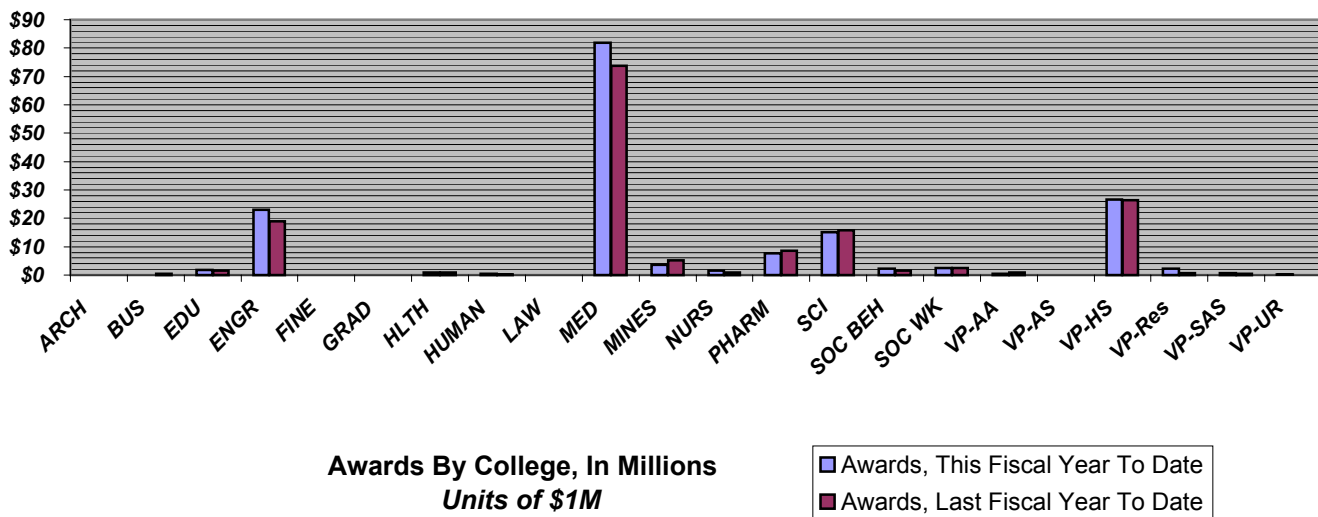
	January 2003		January 2002		FISCAL YEAR TO DATE (7/02-1/03)		FISCAL YEAR TO DATE (7/01-1/02)	
	<u>No.</u>	<u>Total Amt.</u>	<u>No.</u>	<u>Total Amt.</u>	<u>No.</u>	<u>Total Amt.</u>	<u>No.</u>	<u>Total Amt.</u>
ARCHITECTURE	0	-	1	7,100	3	54,008	2	9,557
BUSINESS	0	-	1	374,000	3	25,827	1	374,000
EDUCATION	0	-	0	-	11	1,708,007	10	1,481,910
ENGINEERING	27	2,308,380	40	3,251,879	231	23,006,715	243	18,884,232
FINE ARTS	0	-	0	-	4	56,000	2	22,000
GRADUATE SCHOOL	0	-	0	-	1	37,270	1	17,940
HEALTH	3	133,686	1	6,919	21	800,942	22	837,393
HUMANITIES	0	-	0	-	7	505,631	4	212,352
LAW	0	-	0	-	0	-	3	-
MEDICINE	72	9,019,363	74	7,315,590	583	81,987,154	554	73,759,415
MINES & EARTH SCIENCES	17	1,066,973	11	650,885	83	3,670,058	73	5,299,000
NURSING	0	-	2	36,250	10	1,527,456	13	937,232
PHARMACY	9	1,262,697	19	2,587,826	58	7,695,528	65	8,673,829
SCIENCE	24	2,905,652	26	2,431,016	146	15,117,416	145	15,699,299
SOCIAL & BEHAVIORAL SCIENCES	5	563,205	1	12,000	37	2,334,130	39	1,509,693
SOCIAL WORK	1	34,367	5	107,314	24	2,373,020	30	2,496,546
VP/ACADEMIC AFFAIRS	6	280,834	2	71,920	12	460,277	17	1,014,875
VP/ADMINISTRATIVE SERVICES	0	-	0	-			1	37,500
VP/HEALTH SCIENCES	15	73,339	6	319,216	127	26,632,771	151	26,444,571
VP/RESEARCH	0	-	1	14,668	14	2,278,414	11	603,077
VP/STUDENT AFFAIRS & SERVICES	1	15,000	1	32,644	8	615,116	8	426,827
VP/UNIVERSITY RELATIONS	2	10,343	0	-	7	245,111	6	99,000
GRAND TOTALS	182	\$17,673,839	191	\$17,219,227	1,390	\$171,130,851	1,401	\$158,840,248

Part IV of V Summary of Awards by College January 2003

January 2003 vs. January 2002



FYTD January 2003 vs. FYTD January 2002



Awards By College, In Millions
Units of \$1M

■ Awards, This Fiscal Year To Date
■ Awards, Last Fiscal Year To Date

VICE-PRESIDENT FOR RESEARCH
January 2003
Part V of V--GENERAL COLLEGE ACTIVITY

DATE: February 21, 2003

		January 2003		January 2002		FISCAL YEAR TO DATE (7/02-1/03)		FISCAL YEAR TO DATE (7/01-1/02)	
		<u>No.</u>	<u>Total Amt.</u>	<u>No.</u>	<u>Total Amt.</u>	<u>No.</u>	<u>Total Amt.</u>	<u>No.</u>	<u>Total Amt.</u>
ARCHITECTURE									
Proposals		0	-	1	7,100	1	2,500	2	9,557
Awards	Research	0	-	0	-	2	52,638	0	-
	Other	0	-	1	7,100	1	1,370	2	9,557
	Instruction	0	-	0	-	0	-	0	-
	Clinical	0	-	0	-	0	-	0	-
	Totals	0	-	1	7,100	3	54,008	2	9,557
BUSINESS									
Proposals		1	290,377	1	80,000	13	5,077,469	4	417,271
Awards	Research	0	-	1	374,000	1	2,000	1	374,000
	Other	0	-	0	-	2	23,827	0	-
	Instruction	0	-	0	-	0	-	0	-
	Clinical	0	-	0	-	0	-	0	-
	Totals	0	-	1	374,000	3	25,827	1	374,000
EDUCATION									
Proposals		0	-	2	1,517,231	8	2,902,995	6	2,768,416
Awards	Research	0	-	0	-	5	350,250	3	429,151
	Other	0	-	0	-	3	740,559	3	266,920
	Instruction	0	-	0	-	3	617,198	4	785,839
	Clinical	0	-	0	-	0	-	0	-
	Totals	0	-	0	-	11	1,708,007	10	1,481,910
ENGINEERING									
Proposals		14	22,033,927	13	3,045,082	165	105,128,015	161	59,287,536
Awards	Research	22	1,876,050	35	3,151,137	203	21,992,596	220	18,545,286
	Other	3	57,330	5	100,742	19	371,619	17	356,946
	Instruction	2	375,000	0	-	9	642,500	6	(18,000)
	Clinical	0	-	0	-	0	-	0	-
	Totals	27	2,308,380	40	3,251,879	231	23,006,715	243	18,884,232
FINE ARTS									
Proposals		0	-	0	-	2	22,460	1	22,000
Awards	Research	0	-	0	-	0	-	0	-
	Other	0	-	0	-	2	32,500	1	-
	Instruction	0	-	0	-	2	23,500	1	22,000
	Clinical	0	-	0	-	0	-	0	-
	Totals	0	-	0	-	4	56,000	2	22,000

		January 2003		January 2002		FISCAL YEAR TO DATE (7/02-1/03)		FISCAL YEAR TO DATE (7/01-1/02)	
	<u>No.</u>	<u>Total Amt.</u>	<u>No.</u>	<u>Total Amt.</u>	<u>No.</u>	<u>Total Amt.</u>	<u>No.</u>	<u>Total Amt.</u>	
GRADUATE SCHOOL									
<i>Proposals</i>	0	-	0	-	1	37,270	1	1,406,524	
<i>Awards</i>									
Research	0	-	0	-	0	-	0	-	
Other	0	-	0	-	1	37,270	0	-	
Instruction	0	-	0	-	0	-	1	17,940	
Clinical	0	-	0	-	0	-	0	-	
<i>Totals</i>	0	-	0	-	1	37,270	1	17,940	

HEALTH

<i>Proposals</i>	4	556,061	6	397,536	14	4,481,241	18	2,416,985
<i>Awards</i>								
Research	2	57,800	1	6,919	9	209,908	10	349,280
Other	1	75,886	0	-	11	567,034	11	452,113
Instruction	0	-	0	-	1	24,000	1	36,000
Clinical	0	-	0	-	0	-	0	-
<i>Totals</i>	3	133,686	1	6,919	21	800,942	22	837,393

HUMANITIES

<i>Proposals</i>	2	92,544	2	576,612	11	1,906,217	8	872,287
<i>Awards</i>								
Research	0	-	0	-	3	245,350	2	206,352
Other	0	-	0	-	3	117,281	1	2,000
Instruction	0	-	0	-	1	143,000	1	4,000
Clinical	0	-	0	-	0	-	0	-
<i>Totals</i>	0	-	0	-	7	505,631	4	212,352

LAW

<i>Proposals</i>	0	-	1	97,502	0	-	3	171,782
<i>Awards</i>								
Research	0	-	0	-	0	-	3	-
Other	0	-	0	-	0	-	0	-
Instruction	0	-	0	-	0	-	0	-
Clinical	0	-	0	-	0	-	0	-
<i>Totals</i>	0	-	0	-	0	-	3	-

MEDICINE

<i>Proposals</i>	75	67,971,729	81	46,025,173	335	206,576,310	342	214,687,785
<i>Awards</i>								
Research	44	6,177,261	47	6,348,795	379	63,660,816	345	55,507,714
Other	10	364,676	12	274,671	101	7,704,648	55	6,809,795
Instruction	5	408,221	4	122,544	40	3,903,698	58	3,852,730
Clinical	13	2,069,205	11	569,580	63	6,717,992	96	7,589,176
<i>Totals</i>	72	9,019,363	74	7,315,590	583	81,987,154	554	73,759,415

MINES & EARTH SCIENCES

<i>Proposals</i>	14	2,456,002	6	780,722	80	17,314,328	64	11,971,155
<i>Awards</i>								
Research	13	498,773	11	650,885	61	2,402,144	59	4,760,315
Other	4	568,200	0	-	22	1,267,914	14	538,685
Instruction	0	-	0	-	0	-	0	-
Clinical	0	-	0	-	0	-	0	-
<i>Totals</i>	17	1,066,973	11	650,885	83	3,670,058	73	5,299,000

		January 2003		January 2002		FISCAL YEAR TO DATE (7/02-1/03)		FISCAL YEAR TO DATE (7/01-1/02)	
		<u>No.</u>	<u>Total Amt.</u>	<u>No.</u>	<u>Total Amt.</u>	<u>No.</u>	<u>Total Amt.</u>	<u>No.</u>	<u>Total Amt.</u>
NURSING									
Proposals		1	2,916,035	6	3,118,260	14	9,532,274	17	8,237,637
Awards	Research	0	-	2	36,250	9	1,094,096	12	836,130
	Other	0	-	0	-	1	433,360	0	-
	Instruction	0	-	0	-	0	-	1	101,102
	Clinical	0	-	0	-	0	-	0	-
	Totals	0	-	2	36,250	10	1,527,456	13	937,232

PHARMACY									
Proposals		9	6,998,950	13	7,056,579	47	24,634,784	57	21,806,995
Awards	Research	7	914,697	11	1,476,950	39	6,414,731	41	6,701,380
	Other	2	348,000	6	1,103,876	15	1,158,524	19	1,864,378
	Instruction	0	-	0	-	3	59,873	1	40,000
	Clinical	0	-	2	7,000	1	62,400	4	68,071
	Totals	9	1,262,697	19	2,587,826	58	7,695,528	65	8,673,829

SCIENCE									
Proposals		26	22,178,218	33	23,835,833	130	85,102,025	135	80,305,141
Awards	Research	21	2,092,361	26	2,431,016	135	14,024,802	130	13,500,391
	Other	2	82,796	0	-	8	306,405	7	444,656
	Instruction	1	730,495	0	-	3	786,209	8	1,754,252
	Clinical	0	-	0	-	0	-	0	-
	Totals	24	2,905,652	26	2,431,016	146	15,117,416	145	15,699,299

SOCIAL & BEHAVIORAL SCIENCES									
Proposals		5	3,205,806	8	4,146,647	26	12,920,961	36	11,959,555
Awards	Research	3	436,459	0	-	26	2,127,617	28	1,344,861
	Other	2	126,746	1	12,000	10	152,446	9	91,604
	Instruction	0	-	0	-	1	54,067	2	73,228
	Clinical	0	-	0	-	0	-	0	-
	Totals	5	563,205	1	12,000	37	2,334,130	39	1,509,693

SOCIAL WORK									
Proposals		2	945,956	4	442,850	14	2,522,666	13	6,423,967
Awards	Research	0	-	1	5,000	4	247,262	3	118,740
	Other	1	34,367	4	102,314	20	2,125,758	25	2,228,437
	Instruction	0	-	0	-	0	-	2	149,369
	Clinical	0	-	0	-	0	-	0	-
	Totals	1	34,367	5	107,314	24	2,373,020	30	2,496,546

VP FOR ACADEMIC AFFAIRS*									
Proposals		4	1,213,647	2	3,103,322	12	1,773,593	11	5,013,098
Awards	Research	2	180,816	1	19,420	3	189,183	3	38,657
	Other	4	100,018	1	52,500	9	271,094	14	976,218
	Instruction	0	-	0	-	0	-	0	-
	Clinical	0	-	0	-	0	-	0	-
	Totals	6	280,834	2	71,920	12	460,277	17	1,014,875

		January 2003		January 2002		FISCAL YEAR TO DATE (7/02-1/03)		FISCAL YEAR TO DATE (7/01-1/02)	
		<u>No.</u>	<u>Total Amt.</u>	<u>No.</u>	<u>Total Amt.</u>	<u>No.</u>	<u>Total Amt.</u>	<u>No.</u>	<u>Total Amt.</u>
VP FOR ADMINISTRATIVE SERVICES*									
<i>Proposals</i>		0	-	0	-	0	-	1	37,500
<i>Awards</i>	Research	0	-	-	0	0	-	0	-
	Other	0	-	-	0	0	-	1	37,500
	Instruction	0	-	-	0	0	-	0	-
	Clinical	0	-	-	0	0	-	0	-
	Totals	0	-	-	0	0	-	1	37,500
VP FOR HEALTH SCIENCES*									
<i>Proposals</i>		9	8,263,685	9	3,784,907	46	47,676,599	50	39,120,086
<i>Awards</i>	Research	7	-432,325	3	263,134	89	20,697,608	131	25,120,256
	Other	6	285,907	1	49,382	26	3,861,549	6	615,997
	Instruction	1	120,017	-	0	2	122,017	1	77,418
	Clinical	1	99,740	2	6,700	10	1,951,597	13	630,900
	Totals	15	733,339	6	319,216	127	26,632,771	151	26,444,571
VP FOR RESEARCH*									
<i>Proposals</i>		1	3,783,855	3	59,668	5	4,187,286	8	5,350,365
<i>Awards</i>	Research	0	-	0	-	4	1,650,996	4	109,110
	Other	0	-	1	14,668	10	627,418	0	-
	Instruction	0	-	0	-	0	-	7	493,967
	Clinical	0	-	0	-	0	-	0	-
	Totals	0	-	1	14,668	14	2,278,414	11	603,077
VP FOR STUDENT AFFAIRS & SERVICES*									
<i>Proposals</i>		0	-	0	-	2	2,541,225	1	25,500
<i>Awards</i>	Research	0	-	0	-	1	75,251	1	75,251
	Other	1	15,000	0	-	4	40,500	2	22,894
	Instruction	0	-	1	32,644	3	499,365	5	328,682
	Clinical	0	-	0	-	0	-	0	-
	Totals	1	15,000	1	32,644	8	615,116	8	426,827
VP FOR UNIVERSITY RELATIONS*									
<i>Proposals</i>		1	150,194	1	112,500	5	771,193	11	360,779
<i>Awards</i>	Research	1	5,843	0	-	1	5,843	1	25,000
	Other	1	4,500	0	-	6	239,268	4	69,000
	Instruction	0	-	0	-	0	-	1	5,000
	Clinical	0	-	0	-	0	-	0	-
	Totals	2	10,343	0	-	7	245,111	6	99,000
Totals, Proposals	168	143,056,986	192	98,187,524	931	535,111,411	950	472,671,921	
Totals, AWARDS	182	\$17,673,839	191	\$17,219,227	1,390	\$171,130,851	1,401	\$158,840,248	

* Amounts for Vice-Presidents' Offices may reflect activity by Institutes, Centers & other discrete organizational entities that report directly to their cognizant Vice Presidents, rather than to a College or Graduate School.