



OFFICE OF SPONSORED PROJECTS


DATE: February 25, 2002

TO: J. Bernard Machen  
FROM: Raymond F. Gesteland

SUBJECT: 5-Part Monthly Activity Report

**Part I of IV--RESEARCH ACTIVITY SUMMARY**

	January 2002		January 2001		FISCAL YEAR TO DATE (7/01-1/02)		FISCAL YEAR TO DATE (7/00-1/01)	
	<u>No.</u>	<u>Total Amt.</u>	<u>No.</u>	<u>Total Amt.</u>	<u>No.</u>	<u>Total Amt.</u>	<u>No.</u>	<u>Total Amt.</u>
<b>PROPOSALS*</b>	192	\$ 98,187,524	165	\$ 89,061,965	950	\$ 472,671,921	873	\$ 476,854,501
<b>AWARDS</b>								
Research	139	\$14,763,506	130	\$12,612,907	997	\$128,249,663	1,003	\$122,165,379
Other	32	1,717,253	20	1,065,668	196	14,952,369	217	9,679,089
Instruction	5	155,188	3	224,478	94	7,344,069	79	6,300,959
Clinical	15	583,280	17	1,161,461	114	8,294,147	115	7,059,701
<b>SUBTOTALS</b>	<b>191</b>	<b>17,219,227</b>	<b>170</b>	<b>15,064,514</b>	<b>1,401</b>	<b>158,840,248</b>	<b>1,414</b>	<b>145,205,128</b>
<b>Fellowships &amp; Financial Aids</b>		4,798,005		(24,035)		11,333,714		1,211,285
<b>ALL AWARD TOTALS</b>		<b>\$ 22,017,232</b>		<b>\$ 15,040,479</b>		<b>\$ 170,173,962</b>		<b>\$ 146,416,413</b>

  
 Raymond F. Gesteland  
 Vice-President for Research

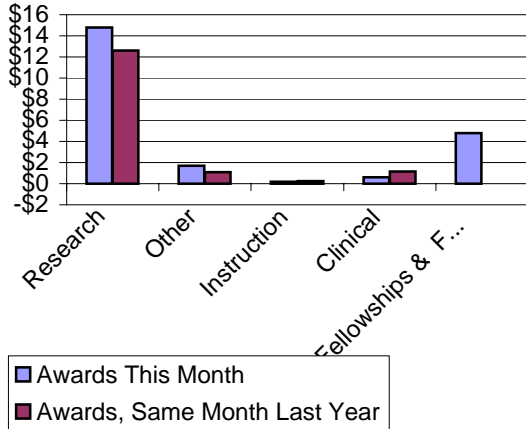
- cc: Coralie Alder  
 A. Lorris Betz  
 Paul Brinkman  
 Lynne U. Chronister  
 Arnold B. Combe  
 Fred C. Esplin  
 Cecelia H. Foxley  
 John G. Francis  
 Raymond F. Gesteland  
 Peter L. Goss  
 W. Ralph Hardy  
 Jerry Kaplan  
 Nancy Lyon  
 J. Michael Mattsson  
 Barbara K. Nielsen  
 David W. Pershing  
 Ronald J. Pugmire  
 Lee Siegel  
 Laura Snow

**OFFICE OF THE VICE PRESIDENT FOR RESEARCH**  
 201 S PRESIDENTS CIRCLE RM 210  
 SALT LAKE CITY, UTAH 84112-9011  
 (801) 581-7236  
 FAX: (801) 585-6212

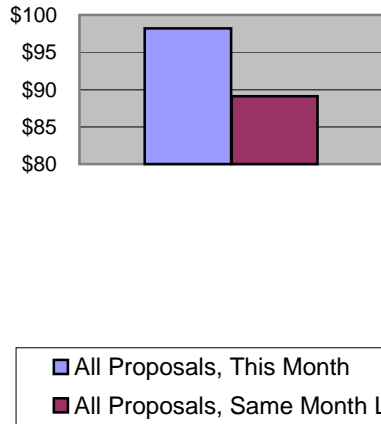
## Part I of V Summary of University Research Activity January 2002

### January 2002 vs. January 2001

**Awards, In Millions**

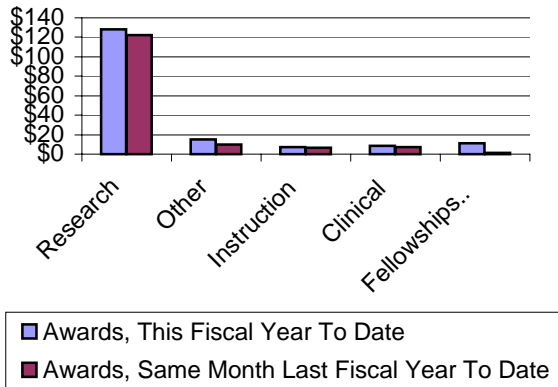


**Proposals, In Millions**

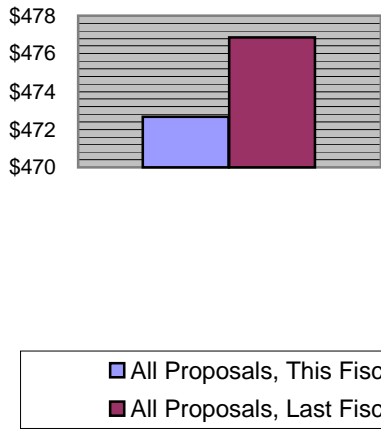


### FYTD January 2002 vs. FYTD January 2001

**Awards, In Millions**



**Proposals, In Millions**



**VICE-PRESIDENT FOR RESEARCH**  
**January 2002**  
**Part II of V--PROPOSALS AND AWARDS OVER \$2 MILLION**

*DATE: February 25, 2002*

**PROPOSALS**

<i>Department</i>	<i>Sponsor Name</i>	<i>Proposal Title</i>	<i>Start Date</i>	<i>End Date</i>	<i>Total Amount</i>	
<b>Medicine</b>						
Westenskow,Dwayne R	Anesthesiology	PHS/Public Health Service	Applying Pharmacologic Modeling To Anesthesia Drug Delivery.	12/1/02	11/30/07	\$2,687,149
Anderson,Jeffrey L	Internal Medicine	PHS/Public Health Service	Common Genetic Variants & Coronary Risk.	12/1/02	11/30/07	\$2,882,425
<b>Science</b>						
Pugmire,Ronald J	Chemistry	DOE/US Dept Of Energy/Oakland Operatns Off	Chemical Probes Of Bonding, Surface Molecules & Thermal Decomposition Of Energetic Materials.	9/1/02	8/31/05	\$2,276,621
Pugmire,Ronald J	Chemistry	PHS/Public Health Service	Extramural Research Facilities Construction Grant For NMR Laboratory Facilities To Support Research In Biological Chemistry.	11/1/02	9/30/05	\$4,277,446
Keener,James	Mathematics	NSF/Natl Science Fndn	Cross-Disciplinary Research Training In Mathematical Biology.	8/1/02	7/31/07	\$2,699,026
Sokolsky,Pierre	Physics	NSF/Prime Flow Thru Univ Of Cal Los Ang--UCLA	Multi-Messenger Exploration Of The Extreme Universe.	8/1/02	7/31/07	\$2,482,895

**VP/Academic Affairs**

Newmark,William D	Utah Museum Natural Hist	NSF/Natl Science Fndn	Large Mammal Movements Through Human-Impacted Landscapes In East Africa.	7/1/02	6/30/07	\$2,990,822
-------------------	--------------------------	-----------------------	--------------------------------------------------------------------------	--------	---------	-------------

**AWARDS**

<i>Department</i>	<i>Sponsor Name</i>	<i>Proposal Title</i>	<i>Start Date</i>	<i>End Date</i>	<i>Total Amount</i>
-------------------	---------------------	-----------------------	-------------------	-----------------	---------------------

There were no awards over 2 million for January, 2002.

**VICE-PRESIDENT FOR RESEARCH**  
**January 2002**  
**Part III of IV--AWARDS BY SPONSOR**

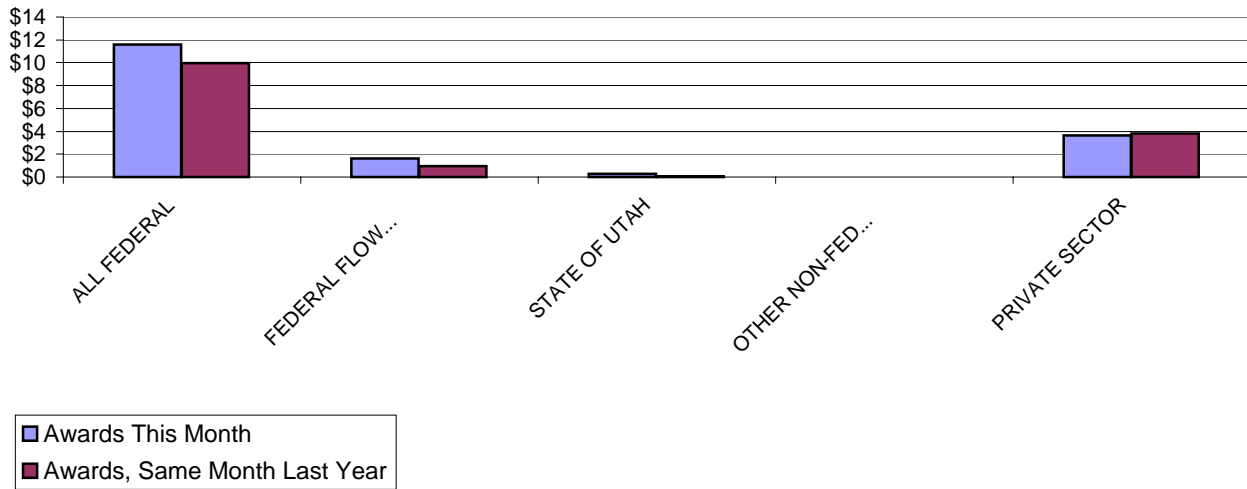
DATE: February 25, 2002

	January 2002		January 2001		FISCAL YEAR TO DATE (7/01-1/02)		FISCAL YEAR TO DATE (7/00-1/01)	
	<u>No.</u>	<u>Total Amt.</u>	<u>No.</u>	<u>Total Amt.</u>	<u>No.</u>	<u>Total Amt.</u>	<u>No.</u>	<u>Total Amt.</u>
<b>ALL FEDERAL</b>	<b>77</b>	<b>\$ 11,601,034</b>	<b>82</b>	<b>\$ 9,951,228</b>	<b>574</b>	<b>\$ 104,344,877</b>	<b>581</b>	<b>\$ 91,719,300</b>
<i>Misc. Federal Agencies</i>	0	-	0	-	9	1,339,908	8	722,826
Nat'l Aeronaut/Space Adm	10	507,483	3	377,505	17	1,101,782	15	1,003,781
Nat'l Endowmt/Humanitie:	0	-	1	10,000	3	29,993	1	10,000
Nat'l Science Foundation	7	573,959	14	1,262,441	88	11,059,205	88	10,756,079
US Dept of Agriculture	0	-	0	-	3	363,530	4	46,380
US Dept of Commerce	0	-	0	-	4	206,319	4	638,761
US Dept of Defense	6	548,632	4	287,500	26	2,890,612	41	7,240,032
US Dept of Education	2	406,644	0	-	15	2,375,670	8	1,105,979
US Dept of Energy	11	2,294,401	21	1,790,793	52	7,842,969	63	9,506,782
US Dept of the Interior	0	-	1	201,509	14	532,984	16	692,732
US Dept of Transportation	2	138,845	0	-	5	216,348	2	192,890
US Environmental Prot Agc	0	-	0	-	1	5,000	5	258,991
US Health & Human Servs	39	7,131,070	38	6,021,480	337	76,380,557	326	59,544,067
US Veterans Admin	0	-	0	-	0	-	0	-
<b>FEDERAL FLOW-DOWN</b>	<b>33</b>	<b>1,651,016</b>	<b>25</b>	<b>934,915</b>	<b>210</b>	<b>9,679,162</b>	<b>191</b>	<b>10,557,575</b>
<b>STATE OF UTAH</b>	<b>12</b>	<b>306,975</b>	<b>6</b>	<b>73,600</b>	<b>111</b>	<b>6,050,836</b>	<b>77</b>	<b>3,294,526</b>
<b>OTHER NON-FED GOVT.</b>	<b>3</b>	<b>19,999</b>	<b>1</b>	<b>273,998</b>	<b>8</b>	<b>163,253</b>	<b>9</b>	<b>598,834</b>
<b>PRIVATE SECTOR</b>	<b>66</b>	<b>3,640,203</b>	<b>56</b>	<b>3,830,773</b>	<b>498</b>	<b>38,602,120</b>	<b>556</b>	<b>39,034,893</b>
Commercial Sponsors	39	1,539,402	29	1,990,083	273	15,509,047	277	14,854,303
Not-For-Profit Sponsors	27	2,100,801	27	1,840,690	225	23,093,073	279	24,180,590
<b>GRAND TOTALS</b>	<b>191</b>	<b>\$ 17,219,227</b>	<b>170</b>	<b>\$ 15,064,514</b>	<b>1,401</b>	<b>\$ 158,840,248</b>	<b>1,414</b>	<b>\$ 145,205,128</b>

## Part III of V Summary of Awards by Sponsor January 2002

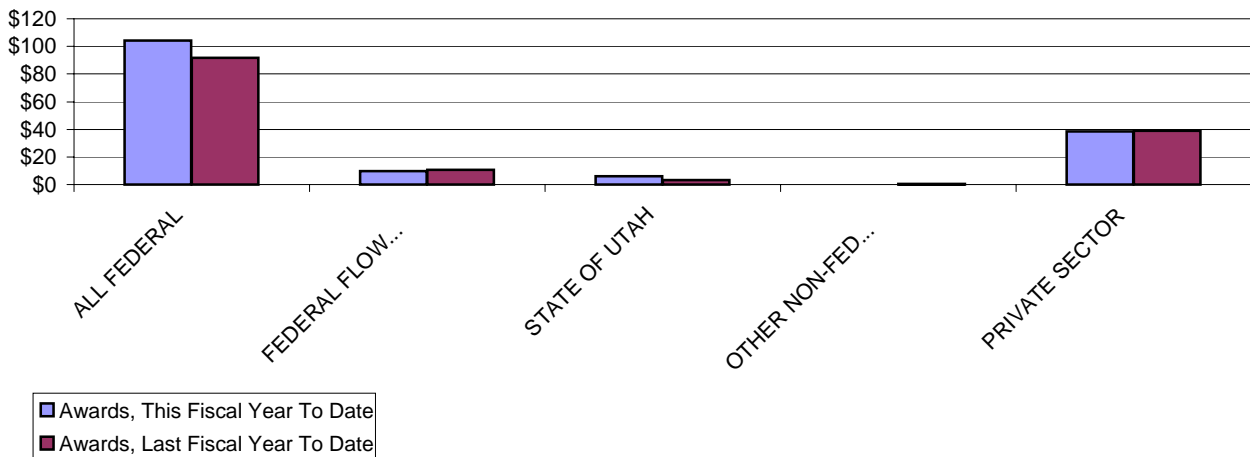
January 2002 vs. January 2001

### Awards, In Millions



### FYTD January 2002 vs. FYTD January 2001

### Awards, In Millions



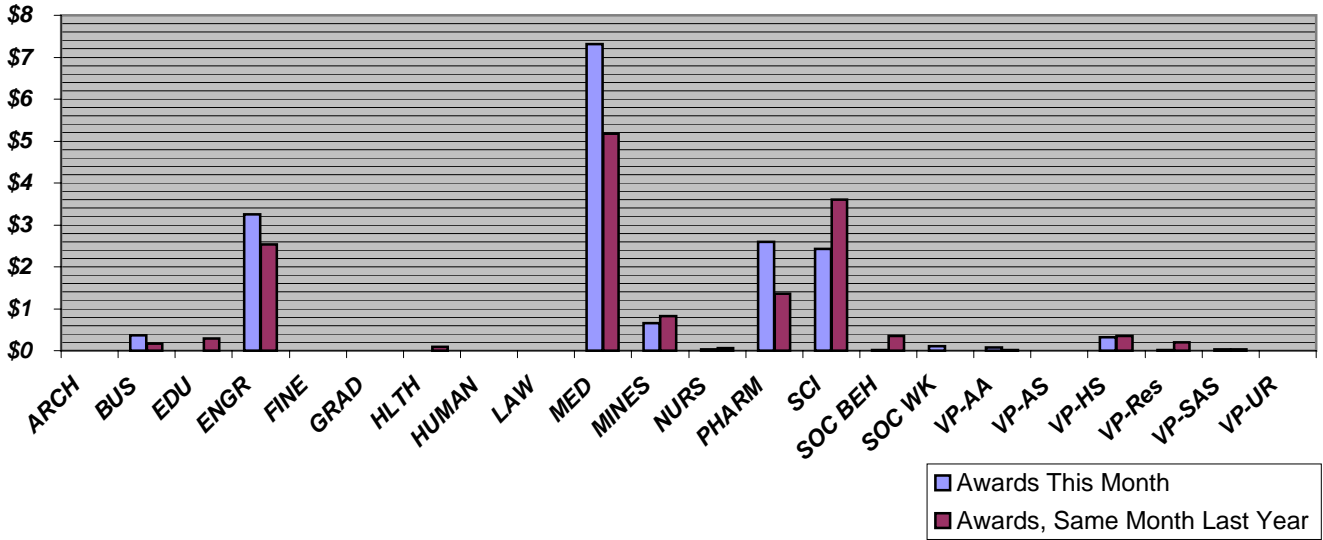
**VICE-PRESIDENT FOR RESEARCH**  
*January 2002*  
**Part IV of V--AWARDS BY COLLEGE**

DATE: February 25, 2002

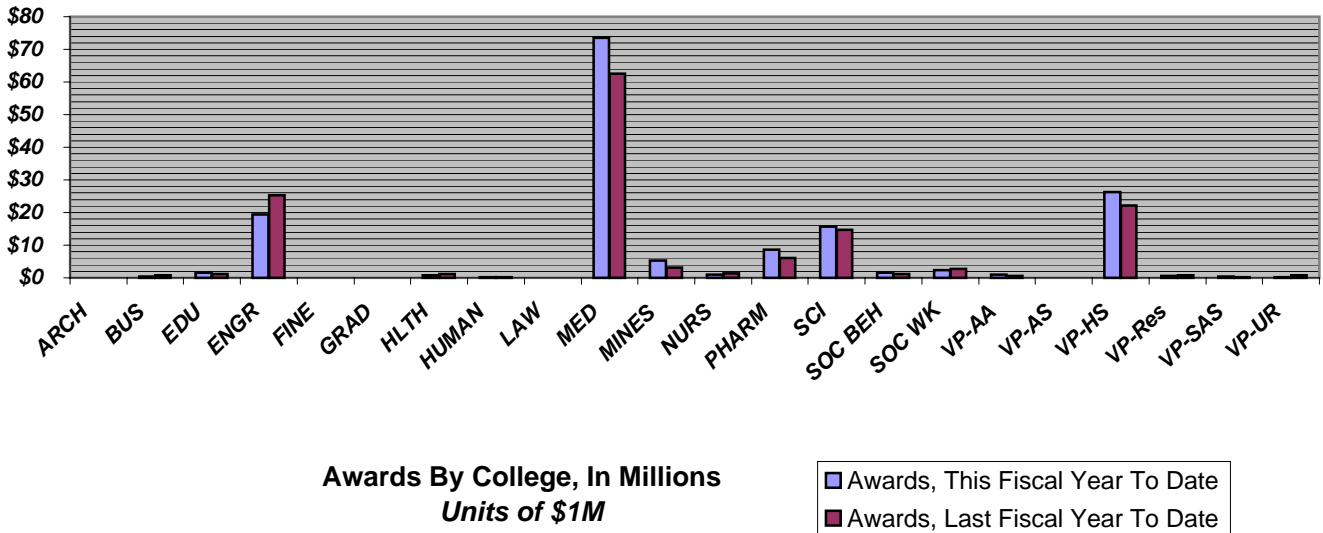
	January 2002		January 2001		FISCAL YEAR TO DATE (7/01-1/02)		FISCAL YEAR TO DATE (7/00-1/01)	
	<i>No.</i>	<i>Total Amt.</i>	<i>No.</i>	<i>Total Amt.</i>	<i>No.</i>	<i>Total Amt.</i>	<i>No.</i>	<i>Total Amt.</i>
<b>ARCHITECTURE</b>	1	7,100	0	-	2	9,557	5	78,510
<b>BUSINESS</b>	1	374,000	1	175,000	1	374,000	6	838,406
<b>EDUCATION</b>	0	-	2	288,998	10	1,481,910	15	1,271,726
<b>ENGINEERING</b>	40	3,251,879	41	2,532,587	250	19,385,310	230	25,279,154
<b>FINE ARTS</b>	0	-	0	-	2	22,000	0	-
<b>GRADUATE SCHOOL</b>	0	-	0	-	1	17,940	2	6,000
<b>HEALTH</b>	1	6,919	1	89,664	22	837,393	20	1,189,880
<b>HUMANITIES</b>	0	-	0	-	4	212,352	5	186,811
<b>LAW</b>	0	-	0	-	3	-	1	21,062
<b>MEDICINE</b>	74	7,315,590	59	5,182,636	556	73,523,143	560	62,584,152
<b>MINES &amp; EARTH SCIENCES</b>	11	650,885	8	826,709	69	5,250,645	59	3,142,848
<b>NURSING</b>	2	36,250	1	57,925	13	937,232	10	1,406,595
<b>PHARMACY</b>	19	2,587,826	12	1,365,006	64	8,652,715	64	5,999,046
<b>SCIENCE</b>	26	2,431,016	29	3,608,476	145	15,699,299	153	14,758,582
<b>SOCIAL &amp; BEHAVIORAL SCIENCES</b>	2	17,000	6	345,701	41	1,599,933	33	1,092,071
<b>SOCIAL WORK</b>	4	102,314	0	-	28	2,406,306	19	2,806,186
<b>VP/ACADEMIC AFFAIRS</b>	2	71,920	1	10,000	17	1,014,875	14	564,245
<b>VP/ADMINISTRATIVE SERVICES</b>	0	-	0	-	1	37,500	1	5,700
<b>VP/HEALTH SCIENCES</b>	6	319,216	6	356,312	147	26,249,234	178	22,137,703
<b>VP/RESEARCH</b>	1	14,668	1	200,000	11	603,077	28	774,402
<b>VP/STUDENT AFFAIRS &amp; SERVICES</b>	1	32,644	2	25,500	8	426,827	5	283,964
<b>VP/UNIVERSITY RELATIONS</b>	0	-	0	-	6	99,000	6	778,085
<b>GRAND TOTALS</b>	<b>191</b>	<b>\$17,219,227</b>	<b>170</b>	<b>\$15,064,514</b>	<b>1,401</b>	<b>\$158,840,248</b>	<b>1,414</b>	<b>\$145,205,128</b>

**Part IV of V**  
**Summary of Awards by College**  
**January 2002**

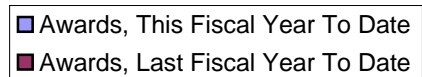
**January 2002 vs. January 2001**



**FYTD January 2002 vs. FYTD January 2001**



**Awards By College, In Millions**  
**Units of \$1M**



**VICE-PRESIDENT FOR RESEARCH**  
**January 2002**  
**Part IV of IV--GENERAL COLLEGE ACTIVITY**

DATE: February 25, 2002

		January 2002		January 2001		FISCAL YEAR TO DATE (7/01-1/02)		FISCAL YEAR TO DATE (7/00-1/01)	
		<u>No.</u>	<u>Total Amt.</u>	<u>No.</u>	<u>Total Amt.</u>	<u>No.</u>	<u>Total Amt.</u>	<u>No.</u>	<u>Total Amt.</u>
<b>ARCHITECTURE</b>									
<b>Proposals</b>		1	7,100	0	-	2	9,557	4	13,700
<b>Awards</b>	Research	0	-	0	-	0	-	1	64,510
	Other	1	7,100	0	-	2	9,557	3	12,200
	Instruction	0	-	0	-	0	-	1	1,800
	Clinical	0	-	0	-	0	-	0	-
	<b>Totals</b>	1	7,100	0	-	2	9,557	5	78,510
<b>BUSINESS</b>									
<b>Proposals</b>		1	80,000	0	-	4	417,271	0	-
<b>Awards</b>	Research	1	374,000	1	175,000	1	374,000	5	843,286
	Other	0	-	0	-	0	-	0	-
	Instruction	0	-	0	-	0	-	1	(4,880)
	Clinical	0	-	0	-	0	-	0	-
	<b>Totals</b>	1	374,000	1	175,000	1	374,000	6	838,406
<b>EDUCATION</b>									
<b>Proposals</b>		2	1,517,231	0	-	6	2,768,416	17	6,998,538
<b>Awards</b>	Research	0	-	1	273,998	3	429,151	3	528,785
	Other	0	-	1	15,000	3	266,920	6	232,710
	Instruction	0	-	0	-	4	785,839	6	510,231
	Clinical	0	-	0	-	0	-	0	-
	<b>Totals</b>	0	-	2	288,998	10	1,481,910	15	1,271,726
<b>ENGINEERING</b>									
<b>Proposals</b>		13	3,045,082	32	12,043,238	167	59,654,075	164	96,902,579
<b>Awards</b>	Research	35	3,151,137	36	2,262,414	226	19,043,864	203	24,714,524
	Other	5	100,742	3	42,495	18	359,446	19	254,078
	Instruction	0	-	2	227,678	6	(18,000)	8	310,552
	Clinical	0	-	0	-	0	-	0	-
	<b>Totals</b>	40	3,251,879	41	2,532,587	250	19,385,310	230	25,279,154
<b>FINE ARTS</b>									
<b>Proposals</b>		0	-	0	-	1	22,000	1	3,000
<b>Awards</b>	Research	0	-	0	-	0	-	0	-
	Other	0	-	0	-	1	-	0	-
	Instruction	0	-	0	-	1	22,000	0	-
	Clinical	0	-	0	-	0	-	0	-
	<b>Totals</b>	0	-	0	-	2	22,000	0	-



	<u>No.</u>	January 2002		January 2001		FISCAL YEAR TO DATE (7/01-1/02)		FISCAL YEAR TO DATE (7/00-1/01)	
		<u>Total Amt.</u>	<u>No.</u>	<u>Total Amt.</u>	<u>No.</u>	<u>Total Amt.</u>	<u>No.</u>	<u>Total Amt.</u>	
<b>GRADUATE SCHOOL</b>									
<b>Proposals</b>	0	-	0	-	1	1,406,524	0	-	
<b>Awards</b>									
Research	0	-	0	-	0	-	0	-	
Other	0	-	0	-	0	-	0	-	
Instruction	0	-	0	-	1	17,940	2	6,000	
Clinical	0	-	0	-	0	-	0	-	
<b>Totals</b>	0	-	0	-	1	17,940	2	6,000	

## HEALTH

<b>Proposals</b>	6	397,536	2	12,283	18	2,416,985	15	3,748,935
<b>Awards</b>								
Research	1	6,919	0	-	10	349,280	4	801,419
Other	0	-	1	89,664	11	452,113	15	334,206
Instruction	0	-	0	-	1	36,000	1	54,255
Clinical	0	-	0	-	0	-	0	-
<b>Totals</b>	1	6,919	1	89,664	22	837,393	20	1,189,880

## HUMANITIES

<b>Proposals</b>	2	576,612	0	-	8	872,287	7	313,885
<b>Awards</b>								
Research	0	-	0	-	2	206,352	2	170,011
Other	0	-	0	-	1	2,000	2	6,000
Instruction	0	-	0	-	1	4,000	1	10,800
Clinical	0	-	0	-	0	-	0	-
<b>Totals</b>	0	-	0	-	4	212,352	5	186,811

## LAW

<b>Proposals</b>	1	97,502	0	-	3	171,782	0	-
<b>Awards</b>								
Research	0	-	0	-	3	-	0	-
Other	0	-	0	-	0	-	1	21,062
Instruction	0	-	0	-	0	-	0	-
Clinical	0	-	0	-	0	-	0	-
<b>Totals</b>	0	-	0	-	3	-	1	21,062

## MEDICINE

<b>Proposals</b>	81	46,025,173	62	33,173,691	342	214,687,785	346	179,485,951
<b>Awards</b>								
Research	47	6,348,795	42	4,125,201	347	55,199,289	364	50,919,999
Other	12	274,671	5	60,400	55	6,809,795	66	3,080,022
Instruction	4	122,544	0	-	58	3,924,883	36	2,674,014
Clinical	11	569,580	12	997,035	96	7,589,176	94	5,910,117
<b>Totals</b>	74	7,315,590	59	5,182,636	556	73,523,143	560	62,584,152

## MINES & EARTH SCIENCES

<b>Proposals</b>	6	780,722	12	2,493,442	58	11,604,616	51	8,404,986
<b>Awards</b>								
Research	11	650,885	6	425,201	56	4,714,460	42	2,049,394
Other	0	-	2	401,508	13	536,185	15	959,463
Instruction	0	-	0	-	0	-	2	133,991
Clinical	0	-	0	-	0	-	0	-
<b>Totals</b>	11	650,885	8	826,709	69	5,250,645	59	3,142,848

	January 2002		January 2001		FISCAL YEAR TO DATE (7/01-1/02)		FISCAL YEAR TO DATE (7/00-1/01)	
	<u>No.</u>	<u>Total Amt.</u>	<u>No.</u>	<u>Total Amt.</u>	<u>No.</u>	<u>Total Amt.</u>	<u>No.</u>	<u>Total Amt.</u>
<b>NURSING</b>								
<b>Proposals</b>	<b>6</b>	<b>3,118,260</b>	<b>2</b>	<b>2,077,147</b>	<b>17</b>	<b>8,237,637</b>	<b>6</b>	<b>2,845,283</b>
<b>Awards</b>								
Research	2	36,250	1	57,925	12	836,130	8	1,249,418
Other	0	-	0	-	0	-	0	-
Instruction	0	-	0	-	1	101,102	2	157,177
Clinical	0	-	0	-	0	-	0	-
<b>Totals</b>	<b>2</b>	<b>36,250</b>	<b>1</b>	<b>57,925</b>	<b>13</b>	<b>937,232</b>	<b>10</b>	<b>1,406,595</b>
<b>PHARMACY</b>								
<b>Proposals</b>	<b>13</b>	<b>7,056,579</b>	<b>8</b>	<b>4,033,800</b>	<b>57</b>	<b>21,806,995</b>	<b>38</b>	<b>19,154,165</b>
<b>Awards</b>								
Research	11	1,476,950	8	1,054,161	40	6,680,266	40	3,683,090
Other	6	1,103,876	1	176,419	18	1,858,378	16	1,765,799
Instruction	0	-	0	-	1	40,000	0	-
Clinical	2	7,000	3	134,426	5	74,071	8	550,157
<b>Totals</b>	<b>19</b>	<b>2,587,826</b>	<b>12</b>	<b>1,365,006</b>	<b>64</b>	<b>8,652,715</b>	<b>64</b>	<b>5,999,046</b>
<b>SCIENCE</b>								
<b>Proposals</b>	<b>33</b>	<b>23,835,833</b>	<b>24</b>	<b>17,636,571</b>	<b>135</b>	<b>80,305,141</b>	<b>112</b>	<b>101,486,508</b>
<b>Awards</b>								
Research	26	2,431,016	29	3,608,476	129	13,458,035	141	14,414,781
Other	0	-	0	-	7	444,656	4	48,110
Instruction	0	-	0	-	9	1,796,608	8	295,691
Clinical	0	-	0	-	0	-	0	-
<b>Totals</b>	<b>26</b>	<b>2,431,016</b>	<b>29</b>	<b>3,608,476</b>	<b>145</b>	<b>15,699,299</b>	<b>153</b>	<b>14,758,582</b>
<b>SOCIAL &amp; BEHAVIORAL SCIENCES</b>								
<b>Proposals</b>	<b>8</b>	<b>4,146,647</b>	<b>9</b>	<b>5,012,073</b>	<b>37</b>	<b>11,964,555</b>	<b>34</b>	<b>11,481,985</b>
<b>Awards</b>								
Research	1	5,000	2	304,219	30	1,435,101	16	951,555
Other	1	12,000	3	44,682	9	91,604	14	88,689
Instruction	0	-	1	(3,200)	2	73,228	3	51,827
Clinical	0	-	0	-	0	-	0	-
<b>Totals</b>	<b>2</b>	<b>17,000</b>	<b>6</b>	<b>345,701</b>	<b>41</b>	<b>1,599,933</b>	<b>33</b>	<b>1,092,071</b>
<b>SOCIAL WORK</b>								
<b>Proposals</b>	<b>4</b>	<b>442,850</b>	<b>1</b>	<b>249,081</b>	<b>12</b>	<b>6,418,967</b>	<b>8</b>	<b>1,870,398</b>
<b>Awards</b>								
Research	0	-	0	-	1	28,500	4	300,795
Other	4	102,314	0	-	25	2,228,437	12	704,460
Instruction	0	-	0	-	2	149,369	3	1,800,931
Clinical	0	-	0	-	0	-	0	-
<b>Totals</b>	<b>4</b>	<b>102,314</b>	<b>0</b>	<b>-</b>	<b>28</b>	<b>2,406,306</b>	<b>19</b>	<b>2,806,186</b>
<b>VP FOR ACADEMIC AFFAIRS*</b>								
<b>Proposals</b>	<b>2</b>	<b>3,103,322</b>	<b>4</b>	<b>424,880</b>	<b>10</b>	<b>4,092,944</b>	<b>18</b>	<b>2,078,328</b>
<b>Awards</b>								
Research	1	19,420	0	-	3	38,657	1	79,214
Other	1	52,500	1	10,000	14	976,218	11	455,031
Instruction	0	-	0	-	0	-	2	30,000
Clinical	0	-	0	-	0	-	0	-
<b>Totals</b>	<b>2</b>	<b>71,920</b>	<b>1</b>	<b>10,000</b>	<b>17</b>	<b>1,014,875</b>	<b>14</b>	<b>564,245</b>

		January 2002		January 2001		FISCAL YEAR TO DATE (7/01-1/02)		FISCAL YEAR TO DATE (7/00-1/01)	
		<u>No.</u>	<u>Total Amt.</u>	<u>No.</u>	<u>Total Amt.</u>	<u>No.</u>	<u>Total Amt.</u>	<u>No.</u>	<u>Total Amt.</u>
<b>VP FOR ADMINISTRATIVE SERVICES*</b>									
<b>Proposals</b>		0	-	0	-	1	37,500	1	5,699
<b>Awards</b>	Research	0	-	0	-	0	-	0	-
	Other	0	-	0	-	1	37,500	1	5,700
	Instruction	0	-	0	-	0	-	0	-
	Clinical	0	-	0	-	0	-	0	-
	<b>Totals</b>	0	-	0	-	1	37,500	1	5,700
<b>VP FOR HEALTH SCIENCES*</b>									
<b>Proposals</b>		9	3,784,907	7	11,013,259	51	40,040,240	34	35,097,092
<b>Awards</b>	Research	3	263,134	4	326,312	128	25,247,217	165	21,085,098
	Other	1	49,382	0	-	5	293,699	2	435,678
	Instruction	0	-	0	-	1	77,418	1	25,000
	Clinical	2	6,700	2	30,000	13	630,900	10	591,927
	<b>Totals</b>	6	319,216	6	356,312	147	26,249,234	178	22,137,703
<b>VP FOR RESEARCH*</b>									
<b>Proposals</b>		3	59,668	2	892,500	8	5,350,365	5	1,564,583
<b>Awards</b>	Research	0	-	0	-	4	109,110	3	197,000
	Other	1	14,668	1	200,000	7	493,967	22	569,902
	Instruction	0	-	0	-	0	-	0	-
	Clinical	0	-	0	-	0	-	3	7,500
	<b>Totals</b>	1	14,668	1	200,000	11	603,077	28	774,402
<b>VP FOR STUDENT AFFAIRS &amp; SERVICES*</b>									
<b>Proposals</b>		0	-	0	-	1	25,500	4	1,194,637
<b>Awards</b>	Research	0	-	0	-	1	75,251	0	-
	Other	0	-	2	25,500	2	22,894	3	40,394
	Instruction	1	32,644	0	-	5	328,682	2	243,570
	Clinical	0	-	0	-	0	-	0	-
	<b>Totals</b>	1	32,644	2	25,500	8	426,827	5	283,964
<b>VP FOR UNIVERSITY RELATIONS*</b>									
<b>Proposals</b>		1	112,500	0	-	11	360,779	8	4,204,249
<b>Awards</b>	Research	0	-	0	-	1	25,000	1	112,500
	Other	0	-	0	-	4	69,000	5	665,585
	Instruction	0	-	0	-	1	5,000	0	-
	Clinical	0	-	0	-	0	-	0	-
	<b>Totals</b>	0	-	0	-	6	99,000	6	778,085
<b>Totals, Proposals</b>		192	98,187,524	165	89,061,965	950	472,671,921	873	476,854,501
<b>Totals, AWARDS</b>		191	\$17,219,227	170	\$15,064,514	1,401	\$158,840,248	1,414	\$145,205,128

\* Amounts for Vice-Presidents' Offices may reflect activity by Institutes, Centers & other discrete organizational entities that report directly to their cognizant Vice Presidents, rather than to a College or Graduate School.